


## Laser Blade XS

Design iGuzzini

iGuzzini

Last information update: June 2018



### Frame 10 cells - Wideflood beam - LED

#### Product code

Q507

#### Technical description

Linear miniaturised recessed luminaire with 10 optical elements for LED lamps - fixed optics. Despite the ultracompact size of the product, the patented technology of the optic system guarantees an efficient flow and a high level of controlled glare visual comfort. Main body with die-cast aluminium radiant surface, version with perimeter surface frame. Metallised, thermoplastic, high definition Opti Beam reflectors, integrated in a set-back position in the anti-glare screen. Supplied with DALI power supply unit connected to the luminaire.

#### Installation

Recessed with steel wire springs for false ceilings from 1 to 25 mm thick - preparation hole 24 x 186.

#### Dimension (mm)

190x28x50

#### Colour

White (01) | White/Brass (41) | Black/Black (43) | Black/White (47) | Grey/Black (74) | (E7)

#### Weight (Kg)

0.55

#### Mounting

wall recessed|ceiling recessed

#### Wiring

On the power supply unit with terminal board included.

#### Notes

.

Complies with EN60598-1 and pertinent regulations



#### Product configuration: Q507

#### Product characteristics

Total lighting output [Lm]: 1453  
Total power [W]: 22.8  
Luminous efficacy [Lm/W]: 63.7  
Life Time: > 50,000h - L80 - B10 (Ta 25°C)

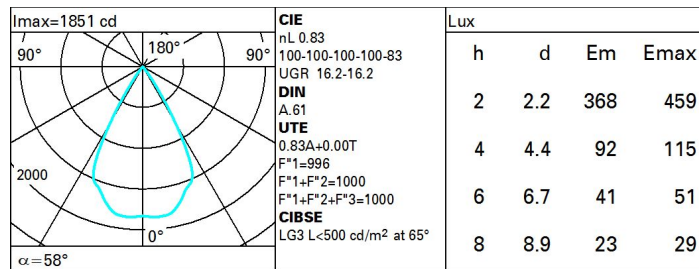
Total luminous flux at or above an angle of 90° [Lm]: 0  
Emergency luminous flux [Lm]: /  
Voltage [V]: 230  
Number of optical assemblies: 1

#### Optical assembly Characteristics Type 1

Light Output Ratio (L.O.R.) [%]: 83  
Lamp code: LED  
ZVEI Code: LED  
Nominal power [W]: 19  
Nominal luminous [Lm]: 1750  
Lamp maximum intensity [cd]: /  
Beam angle [°]: 58°

Number of lamps for optical assembly: 1  
Socket: /  
Ballast losses [W]: 3.8  
Colour temperature [K]: 4000  
CRI: 90  
Wavelength [nm]: /  
MacAdam Step: 3

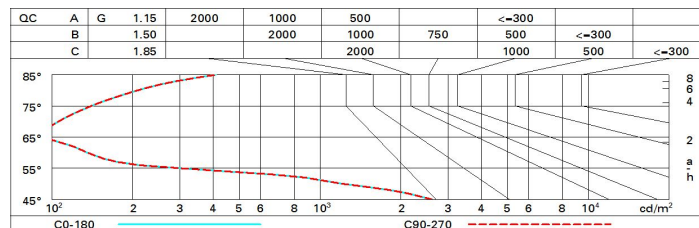
# Polar



# Utilisation factors

R	77	75	73	71	55	53	33	00	DRR
K0.8	75	71	68	66	70	68	68	65	78
1.0	78	75	72	70	74	72	71	69	83
1.5	82	79	77	76	78	77	76	73	89
2.0	85	83	81	80	82	80	79	77	93
2.5	86	85	84	83	84	83	82	79	96
3.0	87	86	85	85	85	84	83	81	98
4.0	88	87	87	86	86	86	84	82	99
5.0	89	88	88	88	87	86	85	83	100

# Luminance curve limit



# UGR diagram

Corrected UGR values (at 1750 lm bare lamp luminous flux)												
Reflect.: ceiling/cav walls work pl. Room dim x y		0.70	0.70	0.50	0.50	0.30	0.70	0.70	0.50	0.50	0.30	0.30
		0.50	0.30	0.50	0.30	0.30	0.50	0.30	0.50	0.30	0.30	0.30
		0.20	0.20	0.20	0.20	0.20	0.20	0.20	0.20	0.20	0.20	0.20
		viewed crosswise					viewed endwise					
2H	2H	16.8	17.2	17.1	17.5	17.7	16.8	17.2	17.1	17.5	17.7	
	3H	16.7	17.1	17.0	17.3	17.6	16.7	17.1	17.0	17.3	17.6	
	4H	16.6	17.0	16.9	17.3	17.6	16.6	17.0	16.9	17.3	17.6	
	6H	16.5	16.9	16.9	17.2	17.5	16.5	16.9	16.9	17.2	17.5	
	8H	16.5	16.8	16.8	17.1	17.5	16.5	16.8	16.8	17.1	17.5	
	12H	16.4	16.8	16.8	17.1	17.5	16.4	16.8	16.8	17.1	17.5	
4H	2H	16.6	17.0	16.9	17.3	17.6	16.6	17.0	16.9	17.3	17.6	
	3H	16.4	16.8	16.8	17.1	17.5	16.4	16.8	16.8	17.1	17.5	
	4H	16.3	16.6	16.7	17.0	17.4	16.3	16.6	16.7	17.0	17.4	
	6H	16.3	16.5	16.7	16.9	17.3	16.3	16.5	16.7	16.9	17.3	
	8H	16.2	16.4	16.6	16.9	17.3	16.2	16.4	16.6	16.9	17.3	
	12H	16.2	16.4	16.6	16.8	17.3	16.2	16.4	16.6	16.8	17.3	
8H	4H	16.2	16.4	16.6	16.9	17.3	16.2	16.4	16.6	16.9	17.3	
	6H	16.1	16.3	16.6	16.8	17.2	16.1	16.3	16.6	16.8	17.2	
	8H	16.1	16.2	16.5	16.7	17.2	16.1	16.2	16.5	16.7	17.2	
	12H	16.0	16.1	16.5	16.6	17.2	16.0	16.1	16.5	16.6	17.2	
12H	4H	16.2	16.4	16.6	16.8	17.3	16.2	16.4	16.6	16.8	17.3	
	6H	16.1	16.2	16.5	16.7	17.2	16.1	16.2	16.5	16.7	17.2	
	8H	16.0	16.1	16.5	16.6	17.2	16.0	16.1	16.5	16.6	17.2	
Variations with the observer position at spacing:												
S =		1.0H	6.5 / -24.9					6.5 / -24.9				
		1.5H	9.4 / -25.6					9.4 / -25.6				
		2.0H	11.4 / -25.8					11.4 / -25.8				