


Deep Frame

Design iGuzzini

iGuzzini

Last information update: April 2018



Deep Frame - 3 elements - CoB warm LED - flood beam - dimmable DALI

Product code

P907

Technical description

Three element recessed luminaire for LED lamps. Version with a perimeter frame. Shaped sheet steel structural frame. Die-cast aluminium, twin swivel universal joints located in a position set back from the installation surface to guarantee a high level of visual comfort. Tilts $\pm 30^\circ$ around both the horizontal and vertical axes. Die-cast aluminium lighting bodies designed to optimise heat dispersal. High efficiency aluminium reflectors - flood angle. High color rendering index, warm white LED lamps. Each lamp unit has its own glass cover. The installation system is toolfree. DALI dimmable control gear unit included.

Installation

Recessed in 1 to 30 mm thick false ceilings. Steel wire fixing springs. Preparation hole 102 x 272.

Dimension (mm)

280x110x89

Colour

White (01) | Grey/Black (74)

Weight (Kg)

1.21

Mounting

ceiling recessed

Wiring

Complete with DALI dimmable control gear unit connected to the luminaire. Wiring for connecting to mains network on driver terminal board.

Notes

Accessories available: refractor for elliptical flow distribution - interchangeable reflectors.

Complies with EN60598-1 and pertinent regulations

IP20 IP23 On the visible part of the product once installed



Product configuration: P907

Product characteristics

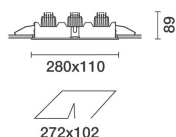
Total lighting output [Lm]: 2248
Total power [W]: 32.2
Luminous efficacy [Lm/W]: 69.8
Life Time: > 50,000h - L80 - B10 (Ta 25°C)

Total luminous flux at or above an angle of 90° [Lm]: 0
Emergency luminous flux [Lm]: /
Voltage [V]: -
Number of optical assemblies: 3

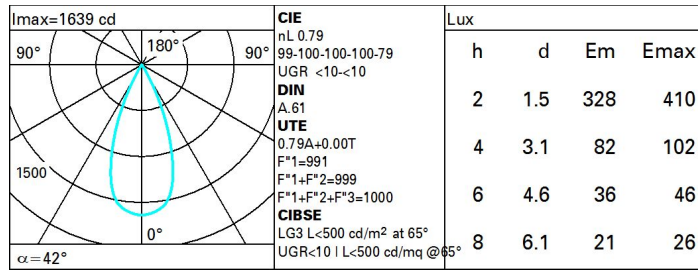
Optical assembly Characteristics Type 1

Light Output Ratio (L.O.R.) [%]: 79
Lamp code: LED
ZVEI Code: LED
Nominal power [W]: 8.4
Nominal luminous [Lm]: 950
Lamp maximum intensity [cd]: /
Beam angle [$^\circ$]: 42°

Number of lamps for optical assembly: 1
Socket: /
Ballast losses [W]: 2.3
Colour temperature [K]: 3000
CRI: 90
Wavelength [Nm]: /
MacAdam Step: 3



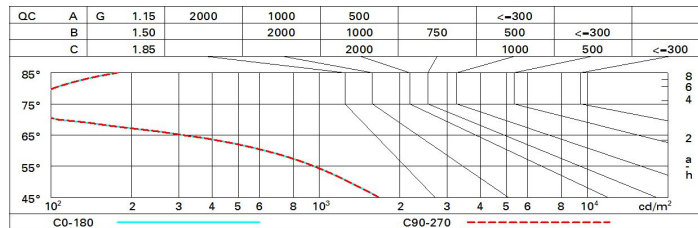
Polar



Utilisation factors

R	77	75	73	71	55	53	33	00	DRR
K0.8	71	67	65	63	67	64	64	61	78
1.0	74	71	68	67	70	68	68	65	82
1.5	78	75	73	72	74	73	72	70	88
2.0	80	78	77	76	77	76	75	73	93
2.5	82	80	79	78	79	78	77	75	95
3.0	83	82	81	80	81	80	79	77	98
4.0	84	83	83	82	82	81	80	78	99
5.0	84	84	83	83	82	82	81	79	100

Luminance curve limit



UGR diagram

Corrected UGR values (at 950 lm bare lamp luminous flux)											
Reflect.:		0.70	0.70	0.50	0.50	0.30	0.70	0.70	0.50	0.50	0.30
ceiling/cav		0.70	0.70	0.50	0.50	0.30	0.70	0.70	0.50	0.50	0.30
walls		0.50	0.30	0.50	0.30	0.30	0.50	0.30	0.50	0.30	0.30
work pl.		0.20	0.20	0.20	0.20	0.20	0.20	0.20	0.20	0.20	0.20
Room dim		viewed crosswise					viewed endwise				
x	y										
2H	2H	3.3	3.9	3.6	4.1	4.3	3.3	3.9	3.6	4.1	4.3
	3H	3.2	3.7	3.5	4.0	4.3	3.2	3.8	3.6	4.0	4.3
	4H	3.1	3.6	3.5	3.9	4.2	3.2	3.7	3.5	4.0	4.3
	6H	3.1	3.5	3.4	3.8	4.1	3.1	3.5	3.5	3.9	4.2
	8H	3.0	3.5	3.4	3.8	4.1	3.1	3.5	3.4	3.8	4.2
	12H	3.0	3.4	3.4	3.7	4.1	3.0	3.4	3.4	3.8	4.1
4H	2H	3.2	3.7	3.5	4.0	4.3	3.1	3.6	3.5	3.9	4.2
	3H	3.1	3.5	3.4	3.8	4.2	3.1	3.5	3.4	3.8	4.2
	4H	3.0	3.3	3.4	3.7	4.1	3.0	3.3	3.4	3.7	4.1
	6H	2.9	3.2	3.3	3.6	4.0	2.9	3.2	3.3	3.6	4.0
	8H	2.9	3.2	3.3	3.6	4.0	2.9	3.1	3.3	3.6	4.0
	12H	2.8	3.1	3.3	3.5	4.0	2.8	3.1	3.3	3.5	4.0
8H	4H	2.9	3.1	3.3	3.6	4.0	2.9	3.2	3.3	3.6	4.0
	6H	2.8	3.0	3.2	3.5	3.9	2.8	3.0	3.2	3.5	3.9
	8H	2.7	2.9	3.2	3.4	3.9	2.7	2.9	3.2	3.4	3.9
	12H	2.7	2.9	3.2	3.4	3.9	2.7	2.9	3.2	3.3	3.9
12H	4H	2.8	3.1	3.3	3.5	4.0	2.8	3.1	3.3	3.5	4.0
	6H	2.7	2.9	3.2	3.4	3.9	2.7	2.9	3.2	3.4	3.9
	8H	2.7	2.9	3.2	3.3	3.9	2.7	2.9	3.2	3.4	3.9
Variations with the observer position at spacing:											
S =	1.0H	5.3 / -4.9					5.3 / -4.9				
	1.5H	8.0 / -7.8					8.0 / -7.8				
	2.0H	9.9 / -11.8					9.9 / -11.8				