

## Deep Frame

Design iGuzzini

iGuzzini

Last information update: April 2018



### Deep Frame - 3 elements - CoB warm LED - medium beam

#### Product code

P904

#### Technical description

Three element recessed luminaire for LED lamps. Version with a perimeter frame. Shaped sheet steel structural frame. Die-cast aluminium, twin swivel universal joints located in a position set back from the installation surface to guarantee a high level of visual comfort. Tilts  $\pm 30^\circ$  around both the horizontal and vertical axes. Die-cast aluminium lighting bodies designed to optimise heat dispersal. High efficiency aluminium reflectors - medium angle. High color rendering index, warm white LED lamps. Each lamp unit has its own glass cover. The installation system is toolfree. Control gear unit included.

#### Installation

Recessed in 1 to 30 mm thick false ceilings. Steel wire fixing springs. Preparation hole 102 x 272.

#### Dimension (mm)

280x110x89

#### Colour

White (01) | Grey/Black (74)

#### Weight (Kg)

1.21

#### Mounting

ceiling recessed

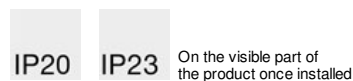
#### Wiring

Complete with electronic control gear unit connected to the luminaire. Wiring for connecting to mains network on driver terminal board.

#### Notes

Accessories available: refractor for elliptical flow distribution - interchangeable reflectors.

Complies with EN60598-1 and pertinent regulations



#### Product configuration: P904

#### Product characteristics

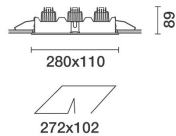
Total lighting output [Lm]: 1995  
Total power [W]: 30.4  
Luminous efficacy [Lm/W]: 65.6  
Life Time: > 50,000h - L80 - B10 (Ta 25°C)

Total luminous flux at or above an angle of  $90^\circ$  [Lm]: 0  
Emergency luminous flux [Lm]: /  
Voltage [V]: -  
Number of optical assemblies: 3

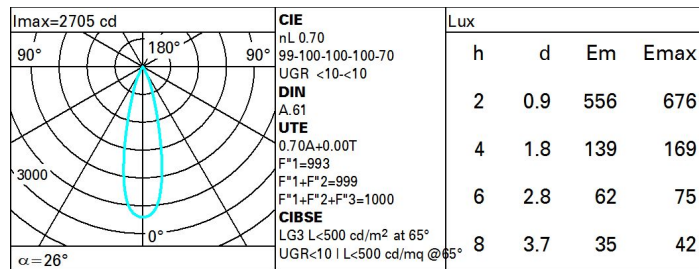
#### Optical assembly Characteristics Type 1

Light Output Ratio (L.O.R.) [%]: 70  
Lamp code: LED  
ZVEI Code: LED  
Nominal power [W]: 8.4  
Nominal luminous [Lm]: 950  
Lamp maximum intensity [cd]: /  
Beam angle [ $^\circ$ ]:  $26^\circ$

Number of lamps for optical assembly: 1  
Socket: /  
Ballast losses [W]: 1.7  
Colour temperature [K]: 3000  
CRI: 90  
Wavelength [Nm]: /  
MacAdam Step: 3



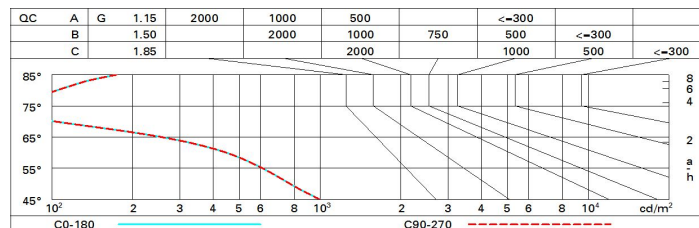
# Polar



# Utilisation factors

R	77	75	73	71	55	53	33	00	DRR
K0.8	63	60	58	56	59	57	57	55	78
1.0	66	63	61	59	62	60	60	58	83
1.5	69	67	65	64	66	65	64	62	88
2.0	71	70	68	67	69	68	67	65	93
2.5	73	71	70	70	70	70	69	67	96
3.0	73	73	72	71	72	71	70	68	98
4.0	74	74	73	73	73	72	71	69	99
5.0	75	74	74	74	73	73	72	70	100

# Luminance curve limit



# UGR diagram

Corrected UGR values (at 950 lm bare lamp luminous flux)											
Reflect.: ceiling/cav walls work pl. Room dim x y		0.70	0.70	0.50	0.50	0.30	0.70	0.70	0.50	0.50	0.30
		0.50	0.30	0.50	0.30	0.30	0.50	0.30	0.50	0.30	0.30
		0.20	0.20	0.20	0.20	0.20	0.20	0.20	0.20	0.20	0.20
		viewed crosswise					viewed endwise				
2H	2H	-1.7	0.5	-1.3	0.8	1.2	-1.7	0.5	-1.3	0.8	1.2
	3H	-1.7	-0.0	-1.3	0.3	0.6	-1.7	0.0	-1.3	0.4	0.7
	4H	-1.8	-0.4	-1.4	-0.0	0.3	-1.7	-0.3	-1.3	0.0	0.4
	6H	-1.8	-0.7	-1.4	-0.4	-0.0	-1.7	-0.6	-1.3	-0.3	0.0
	8H	-1.8	-0.7	-1.4	-0.4	-0.0	-1.8	-0.7	-1.4	-0.4	0.0
	12H	-1.8	-0.8	-1.4	-0.4	-0.0	-1.8	-0.8	-1.4	-0.4	-0.0
4H	2H	-1.7	-0.3	-1.3	0.0	0.4	-1.8	-0.4	-1.4	-0.0	0.3
	3H	-1.7	-0.7	-1.3	-0.3	0.1	-1.7	-0.7	-1.3	-0.3	0.1
	4H	-1.8	-0.8	-1.4	-0.4	-0.0	-1.8	-0.8	-1.4	-0.4	-0.0
	6H	-2.1	-0.4	-1.6	0.0	0.5	-2.1	-0.4	-1.7	-0.0	0.5
	8H	-2.2	-0.3	-1.7	0.1	0.6	-2.3	-0.4	-1.8	0.1	0.6
	12H	-2.3	-0.3	-1.8	0.2	0.7	-2.4	-0.4	-1.9	0.1	0.6
8H	4H	-2.3	-0.4	-1.8	0.1	0.6	-2.2	-0.3	-1.7	0.1	0.6
	6H	-2.3	-0.5	-1.8	-0.0	0.5	-2.3	-0.5	-1.8	-0.0	0.5
	8H	-2.3	-0.7	-1.8	-0.2	0.3	-2.3	-0.7	-1.8	-0.2	0.3
	12H	-2.1	-1.0	-1.6	-0.5	-0.0	-2.1	-1.1	-1.6	-0.6	-0.1
12H	4H	-2.4	-0.4	-1.9	0.1	0.6	-2.3	-0.3	-1.8	0.2	0.7
	6H	-2.4	-0.7	-1.8	-0.2	0.3	-2.3	-0.6	-1.8	-0.1	0.4
	8H	-2.1	-1.1	-1.6	-0.6	-0.1	-2.1	-1.0	-1.6	-0.5	-0.0
Variations with the observer position at spacing:											
S =	1.0H	3.9 / -2.7					3.9 / -2.7				
	1.5H	6.3 / -4.6					6.3 / -4.6				
	2.0H	8.2 / -7.3					8.2 / -7.3				