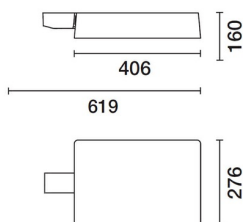


Last information update: May 2018

**Pole-mounted system - Large body optical assembly - Neutral White - A45 street optic.****Product code**

P882

**Technical description**

Outdoor luminaire with direct light street optic, designed to use LED lamps. The optical assembly is made of EN1706AC 46100LF aluminium alloy and subjected to a multi-step, pre-treatment process, in which the main phases are degreasing, fluorozirconation (a protective surface film) and sealing (with a nano-structured silane layer). The painting stage consists of a primer and an acrylic paint, cured at 150°C, with a high level of weather and UV ray resistance. With a 5 mm thick tempered sodium-calcium glass cover. When pole-mounted the product can be adjusted by +15°/-5° and +5°/-15 when side-mounted. High visual comfort. Polymer optic lenses offering high yield and even light distribution. Complete with circuit fitted with Neutral White monochrome power LEDs. Extractable control gear connected with quick-coupling connectors. 220-240V ac 50/60Hz DALI electronic ballast. The optical assembly is fixed to the ceiling or pole-top attachment by two fixing screws. The light flow emitted in the upper hemisphere of the system in the horizontal position is null (in conformity with the strictest standards for the prevention of light pollution). All external screws are made of stainless steel.

**Installation**

The floodlight can be installed on the pole-top with a die-cast aluminium single/double attachment for  $\varnothing 60/76/102/120$ mm poles or a triple attachment for  $\varnothing 102/120$  mm poles. Side die-cast aluminium attachment for tapered poles with diameters between  $\varnothing 46$  and  $\varnothing 76$ .

**Dimension (mm)**

406x276

**Colour**

Grey (15)

**Weight (Kg)**

8.3

**Mounting**

wall arm|pole arm|pole-top side entry|pole-top

**Wiring**

The product is connected by inserting the mains cables in a push in terminal board. Resistance to mains voltage spikes of up to 10KV. Product perfect watertightness at the power cable entry point is guaranteed by a nickel-plated brass M24x1.5 cable clamp, suitable for cables with a max external 16mm  $\varnothing$  (1,5-2.5mm<sup>2</sup> cross section).

Complies with EN60598-1 and pertinent regulations

**Product configuration: P882****Product characteristics**

Total lighting output [Lm]: 6990  
 Total power [W]: 58.9  
 Luminous efficacy [Lm/W]: 118.7  
 Life Time: 100,000h - L90 - B10 (Ta 25°C)  
 Life Time: 100,000h - L90 - B10 (Ta 40°C)  
 Ambient temperature range: from -20°C to +35°C. (\*)

Total luminous flux at or above an angle of 90° [Lm]: 0  
 Emergency luminous flux [Lm]: /  
 Voltage [V]: -  
 Life Time: 100,000h - L80 - B10 (Ta 25°C)  
 Life Time: 100,000h - L80 - B10 (Ta 40°C)  
 Number of optical assemblies: 1

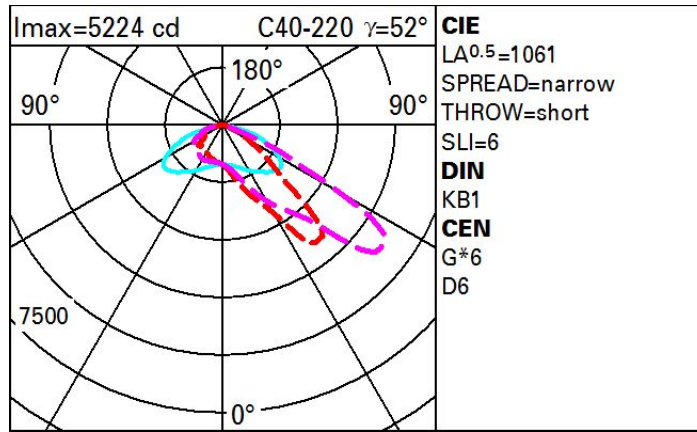
\* Preliminary data

**Optical assembly Characteristics Type 1**

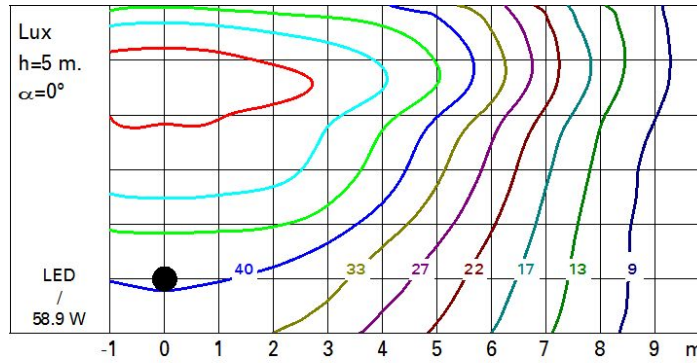
Light Output Ratio (L.O.R.) [%]: 100  
 Lamp code: LED  
 ZVEI Code: LED  
 Nominal power [W]: /  
 Nominal luminous [Lm]: /  
 Lamp maximum intensity [cd]: /  
 Beam angle [°]: /

Number of lamps for optical assembly: 1  
 Socket: /  
 Ballast losses [W]: 5.9  
 Colour temperature [K]: 4000  
 CRI: 70  
 Wavelength [Nm]: /  
 MacAdam Step: 5

**Polar**



**Isolux**



**Utilisation factors**

