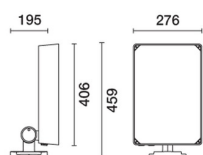


## Platea Pro

Design Jean Michel Wilmotte

iGuzzini

Last information update: May 2018



### Platea Pro

#### Product code

P850

#### Technical description

Outdoor luminaire with a Spot optic, designed to use LED lamps. Made up of an optical assembly, base and all glass finish with black serigraphy to add extra style. The painting stage consists of a primer and a liquid acrylic paint, cured at 150 °C, with a high level of weather and UV ray resistance. With a 5 mm thick colourless transparent tempered sodium-calcium glass cover. The product can be tilted by +5°/-90° around the vertical plane with a 10° step graduated gauge and fitted with mechanical blocks that guarantee stable aiming of the beam of light. Horizontal aiming is performed using the slots in the base, which allow an  $\pm 30^\circ$  adjustment. High visual comfort. Polymer optic lenses offering high yield and even light distribution. Complete with circuit fitted with Neutral White monochrome power LEDs. Extractable control gear connected with quick-coupling connectors. 220-240V ac 50/60Hz DALI electronic ballast. Replaceable control gear. All the screws used are made of A2 stainless steel.

#### Installation

The luminaire can be installed at ground level or on walls using the standard base. Spike accessory for ground installation.

#### Dimension (mm)

406x276

#### Colour

Grey (15)

#### Weight (Kg)

8.55

#### Mounting

wall arm|wall surface|ground anchored

#### Wiring

Luminaire ready for pass-through wiring. Product perfect watertightness at the power cable entry point is guaranteed by 2 nickel-plated brass M24x1.5 cable clamps, suitable for cables with a max external 16mm  $\varnothing$  (1.5mm<sup>2</sup> cross section). Push in terminal board.

#### Notes

Available accessories include: a refractor for elliptical light flow distribution, diffusing glass, visor, directional flaps, protective grille and a spike for ground installation.

Complies with EN60598-1 and pertinent regulations



#### Product configuration: P850

#### Product characteristics

Total lighting output [Lm]: 4682  
Total power [W]: 56.5  
Luminous efficacy [Lm/W]: 82.9  
Life Time: 74,000h - L80 - B10 (Ta 25°C)  
Ambient temperature range: from -20°C to +35°C. (\*)

\* Preliminary data

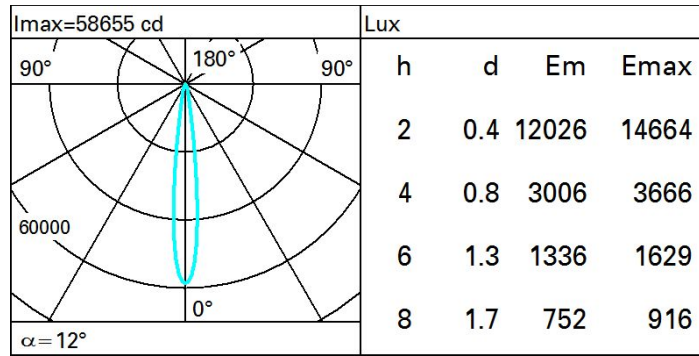
Total luminous flux at or above an angle of 90° [Lm]: 0  
Emergency luminous flux [Lm]: /  
Voltage [V]: -  
Life Time: 74,000h - L80 - B10 (Ta 40°C)  
Number of optical assemblies: 1

#### Optical assembly Characteristics Type 1

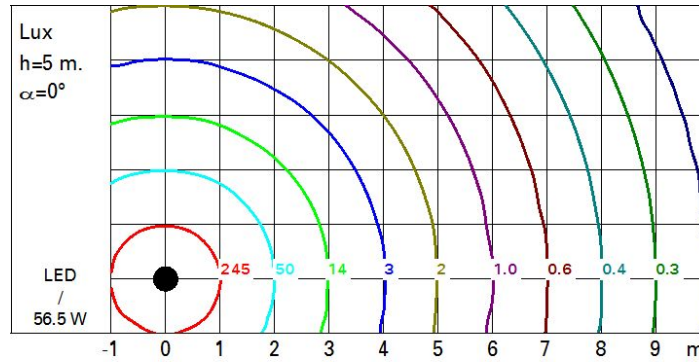
Light Output Ratio (L.O.R.) [%]: 76  
Lamp code: LED  
ZVEI Code: LED  
Nominal power [W]: 51  
Nominal luminous [Lm]: 6160  
Lamp maximum intensity [cd]: /  
Beam angle [°]: 12°

Number of lamps for optical assembly: 1  
Socket: /  
Ballast losses [W]: 5.5  
Colour temperature [K]: 4000  
CRI: 80  
Wavelength [nm]: /  
MacAdam Step: 3

### Polar



### Isolux



### UGR diagram

Corrected UGR values (at 6160 lm bare lamp luminous flux)											
Reflect.: ceiling/cav walls work pl. Room dim x y		0.70	0.70	0.50	0.50	0.30	0.70	0.70	0.50	0.50	0.30
		0.50	0.30	0.50	0.30	0.30	0.50	0.30	0.50	0.30	0.30
		0.20	0.20	0.20	0.20	0.20	0.20	0.20	0.20	0.20	0.20
		viewed crosswise					viewed endwise				
2H	2H	10.1	12.0	10.4	12.3	12.6	10.1	12.0	10.4	12.3	12.6
	3H	10.6	11.8	10.9	12.1	12.4	10.3	11.6	10.7	11.9	12.2
	4H	10.6	11.6	11.0	11.9	12.2	10.4	11.4	10.8	11.7	12.0
	6H	10.6	11.3	11.0	11.6	12.0	10.4	11.1	10.8	11.5	11.8
	8H	10.5	11.3	10.9	11.7	12.0	10.3	11.2	10.7	11.5	11.8
	12H	10.4	11.4	10.8	11.7	12.1	10.3	11.2	10.7	11.5	11.9
4H	2H	10.4	11.4	10.8	11.7	12.0	10.6	11.6	11.0	11.9	12.2
	3H	10.9	11.8	11.3	12.2	12.6	10.9	11.8	11.3	12.2	12.5
	4H	10.8	12.0	11.3	12.4	12.8	10.8	12.0	11.3	12.4	12.8
	6H	10.6	12.3	11.0	12.7	13.2	10.6	12.3	11.1	12.7	13.2
	8H	10.4	12.3	10.9	12.7	13.2	10.5	12.3	11.0	12.8	13.3
	12H	10.4	12.2	10.9	12.7	13.2	10.4	12.2	10.9	12.7	13.2
8H	4H	10.5	12.3	11.0	12.8	13.3	10.4	12.3	10.9	12.7	13.2
	6H	10.5	12.0	11.0	12.5	13.0	10.5	12.0	11.0	12.5	13.0
	8H	10.5	11.7	11.0	12.2	12.8	10.5	11.7	11.0	12.2	12.8
	12H	10.7	11.4	11.2	11.9	12.4	10.7	11.4	11.2	11.9	12.4
12H	4H	10.4	12.2	10.9	12.7	13.2	10.4	12.2	10.9	12.7	13.2
	6H	10.5	11.7	11.0	12.2	12.8	10.5	11.7	11.0	12.2	12.7
	8H	10.7	11.4	11.2	11.9	12.4	10.7	11.4	11.2	11.9	12.4
Variations with the observer position at spacing:											
S =		1.0H	1.6 / -0.9				1.6 / -0.9				
		1.5H	3.1 / -1.8				3.1 / -1.8				
		2.0H	4.6 / -3.2				4.6 / -3.2				