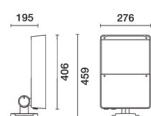


Platea Pro

Design Jean Michel Wilmotte

iGuzzini

Last information update: May 2018



Platea Pro

Product code

P813

Technical description

Outdoor luminaire with a Wide Flood optic, designed to use LED lamps. Made up of an optical assembly with a base and an aluminium alloy frame. The painting stage consists of a primer and a liquid acrylic paint, cured at 150 °C, with a high level of weather and UV ray resistance. With a 5 mm thick colourless transparent tempered sodium-calcium glass cover. The product can be tilted by +5°/-90° around the vertical plane with a 10° step graduated gauge and fitted with mechanical blocks that guarantee stable aiming of the beam of light. Horizontal aiming is performed using the slots in the base, which allow an $\pm 30^\circ$ adjustment. High visual comfort. Polymer optic lenses offering high yield and even light distribution. Complete with circuit fitted with Warm White monochrome power LEDs. Extractable control gear connected with quick-coupling connectors. 220-240V ac 50/60Hz DALI electronic ballast. Replaceable control gear. All the screws used are made of A2 stainless steel.

Installation

The luminaire can be installed at ground level or on walls using the standard base. Spike accessory for ground installation.

Dimension (mm)

406x276

Colour

Grey (15)

Weight (Kg)

8.55

Mounting

wall arm|wall surface|ground anchored

Wiring

Luminaire ready for pass-through wiring. Product perfect watertightness at the power cable entry point is guaranteed by 2 nickel-plated brass M24x1.5 cable clamps, suitable for cables with a max external 16mm \varnothing (1.5mm² cross section). Push in terminal board.

Notes

Available accessories include: a refractor for elliptical light flow distribution, diffusing glass, visor, directional flaps, protective grille and a spike for ground installation.

Complies with EN60598-1 and pertinent regulations



Product configuration: P813

Product characteristics

Total lighting output [Lm]: 4233.5
Total power [W]: 56.5
Luminous efficacy [Lm/W]: 74.9
Life Time: 50,000h - L80 - B10 (Ta 25°C)
Ambient temperature range: from -20°C to +35°C. (*)

Total luminous flux at or above an angle of 90° [Lm]: 0
Emergency luminous flux [Lm]: /
Voltage [V]: -
Life Time: 50,000h - L80 - B10 (Ta 40°C)
Number of optical assemblies: 1

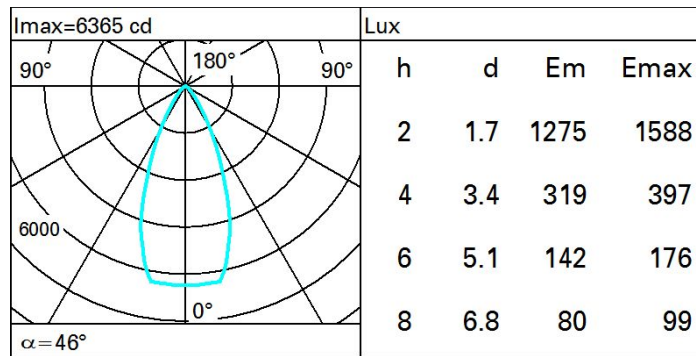
* Preliminary data

Optical assembly Characteristics Type 1

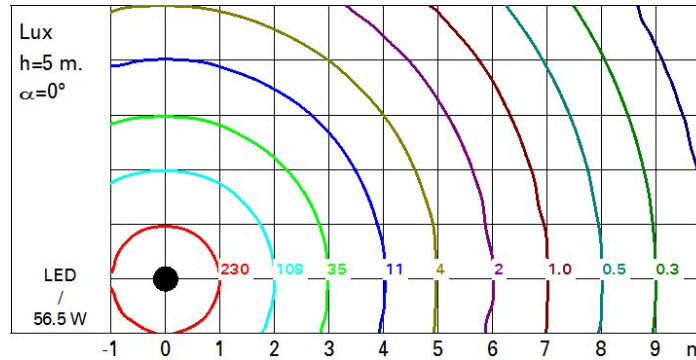
Light Output Ratio (L.O.R.) [%]: 75
Lamp code: LED
ZVEI Code: LED
Nominal power [W]: 51
Nominal luminous [Lm]: 5650
Lamp maximum intensity [cd]: /
Beam angle [°]: 46°

Number of lamps for optical assembly: 1
Socket: /
Ballast losses [W]: 5.5
Colour temperature [K]: 3000
CRI: 80
Wavelength [nm]: /
MacAdam Step: 3

Polar



Isolux



UGR diagram

Photometric curve code: P8230000.RV1										
Corrected UGR values (at 5050 lm bare lamp luminous flux)										
Reflect.:										
ceiling	0.70	0.70	0.50	0.50	0.30	0.70	0.70	0.50	0.50	0.30
walls	0.50	0.30	0.50	0.30	0.30	0.50	0.30	0.50	0.30	0.30
work pl.	0.20	0.20	0.20	0.20	0.20	0.20	0.20	0.20	0.20	0.20
Room dim										
x										
y										
2H	2H	15.8	16.5	16.1	16.7	16.9	15.8	16.5	16.1	16.7
	3H	15.9	16.5	16.2	16.8	17.1	15.8	16.4	16.2	16.7
	4H	15.9	16.4	16.2	16.7	17.0	15.8	16.4	16.2	16.6
	6H	15.8	16.3	16.2	16.7	17.0	15.8	16.3	16.1	16.6
	8H	15.8	16.3	16.2	16.6	17.0	15.7	16.2	16.1	16.5
	12H	15.8	16.2	16.2	16.6	16.9	15.7	16.1	16.1	16.5
4H	2H	15.8	16.4	16.2	16.6	17.0	15.9	16.4	16.2	16.7
	3H	16.0	16.4	16.4	16.8	17.1	16.0	16.4	16.4	16.8
	4H	16.0	16.4	16.4	16.7	17.1	16.0	16.4	16.4	16.7
	6H	15.9	16.3	16.3	16.7	17.1	15.9	16.3	16.3	16.7
	8H	15.9	16.2	16.3	16.6	17.0	15.9	16.2	16.3	16.6
	12H	15.8	16.1	16.3	16.5	17.0	15.8	16.1	16.3	16.5
8H	4H	15.9	16.2	16.3	16.6	17.0	15.9	16.2	16.3	16.6
	6H	15.8	16.1	16.3	16.5	17.0	15.8	16.1	16.3	16.5
	8H	15.8	16.0	16.2	16.5	17.0	15.8	16.0	16.2	16.5
	12H	15.7	15.9	16.2	16.4	16.9	15.7	15.9	16.2	16.4
12H	4H	15.8	16.1	16.3	16.5	17.0	15.8	16.1	16.3	16.5
	6H	15.8	16.0	16.2	16.5	17.0	15.8	16.0	16.2	16.4
	8H	15.7	15.9	16.2	16.4	16.9	15.7	15.9	16.2	16.4
Variations with the observer position at spacing:										
S =	1.0H	2.8	-2.8				2.8	-2.8		
	1.5H	5.1	-4.3				5.1	-4.3		
	2.0H	6.9	-5.5				6.9	-5.5		