

Last information update: June 2018



DALI dimmable spotlight - neutral white - flood optic

Product code
P692

Technical description

Adjustable spotlight with adapter for installation on DALI track for LED source with COB technology, Neutral White (4000K) emission. Electronic control gear housed inside the track-mounted power supply box. The luminaire is made of die-cast aluminium and thermoplastic. OPTI BEAM superpure aluminium reflector with high luminous efficacy and uniform distribution, flood optic. Features 90° inclination on the horizontal plane and 360° rotation around the vertical axis, with mechanical locking device for aiming. Passive cooling system. Possibility of installing a refractor, to be ordered separately, for elliptical light beam distribution.

Installation

The luminaire can be installed on a DALI track or on an appropriate channel incorporating an electrified track.

Dimension (mm)

Ø120x197

Colour

White (01) | Black (04)

Weight (Kg)

1.82

Mounting

three circuit track|ceiling surface

Wiring

product inclusive of DALI components incorporated into the track-mounted box.

Complies with EN60598-1 and pertinent regulations

IP20 IP40 for optical assembly



Product configuration: P692

Product characteristics

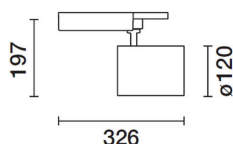
Total lighting output [Lm]: 3945
Total power [W]: 35.2
Luminous efficacy [Lm/W]: 112.1
Life Time: > 50,000h - L80 - B10 (Ta 25°C)

Total luminous flux at or above an angle of 90° [Lm]: 0
Emergency luminous flux [Lm]: /
Voltage [V]: -
Number of optical assemblies: 1

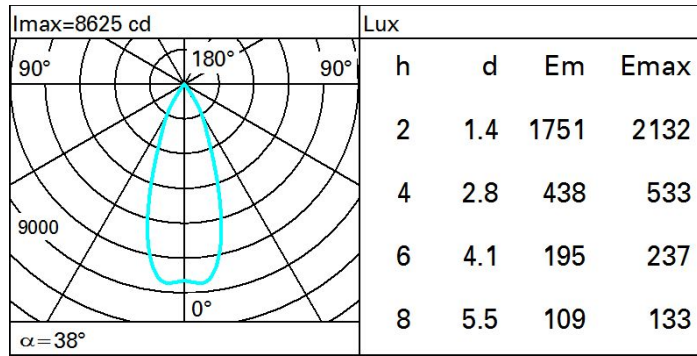
Optical assembly Characteristics Type 1

Light Output Ratio (L.O.R.) [%]: 79
Lamp code: LED
ZVEI Code: LED
Nominal power [W]: 32
Nominal luminous [Lm]: 5000
Lamp maximum intensity [cd]: /
Beam angle [°]: 38°

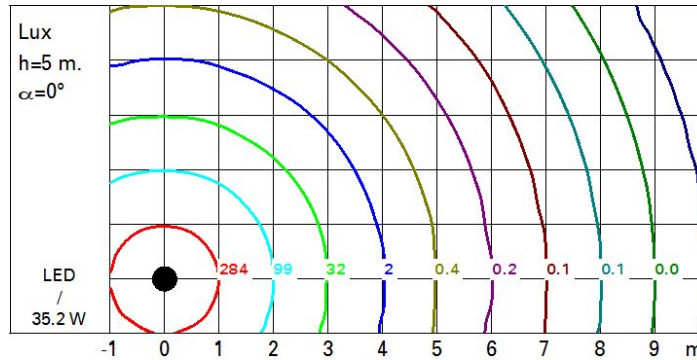
Number of lamps for optical assembly: 1
Socket: /
Ballast losses [W]: 3.2
Colour temperature [K]: 4000
CRI: 80
Wavelength [Nm]: /
MacAdam Step: 2



Polar



Isolux



UGR diagram

Corrected UGR values (at 5000 lm bare lamp luminous flux)											
Reflect.:		viewed crosswise					viewed endwise				
ceiling	cav	0.70	0.70	0.50	0.50	0.30	0.70	0.70	0.50	0.50	0.30
walls		0.50	0.30	0.50	0.30	0.30	0.50	0.30	0.50	0.30	0.30
work pl.		0.20	0.20	0.20	0.20	0.20	0.20	0.20	0.20	0.20	0.20
Room dim											
x	y										
2H	2H	16.5	17.1	16.7	17.3	17.5	16.5	17.1	16.7	17.3	17.5
	3H	16.3	16.9	16.6	17.1	17.4	16.3	16.9	16.6	17.1	17.4
	4H	16.3	16.8	16.6	17.0	17.3	16.3	16.8	16.6	17.1	17.4
	6H	16.2	16.6	16.5	17.0	17.3	16.2	16.6	16.5	17.0	17.3
	8H	16.1	16.6	16.5	16.9	17.3	16.2	16.6	16.5	16.9	17.3
	12H	16.1	16.5	16.5	16.9	17.2	16.1	16.5	16.5	16.9	17.2
4H	2H	16.3	16.8	16.6	17.1	17.4	16.3	16.8	16.6	17.0	17.3
	3H	16.1	16.5	16.5	16.9	17.2	16.1	16.5	16.5	16.9	17.2
	4H	16.0	16.4	16.4	16.8	17.1	16.0	16.4	16.4	16.8	17.1
	6H	15.9	16.3	16.4	16.7	17.1	15.9	16.3	16.4	16.7	17.1
	8H	15.9	16.2	16.3	16.6	17.0	15.9	16.2	16.3	16.6	17.0
	12H	15.8	16.1	16.3	16.5	17.0	15.8	16.1	16.3	16.5	17.0
8H	4H	15.9	16.2	16.3	16.6	17.0	15.9	16.2	16.3	16.6	17.0
	6H	15.8	16.0	16.3	16.5	17.0	15.8	16.0	16.3	16.5	17.0
	8H	15.7	16.0	16.2	16.4	16.9	15.7	16.0	16.2	16.4	16.9
	12H	15.7	15.9	16.2	16.4	16.9	15.7	15.9	16.2	16.4	16.9
12H	4H	15.8	16.1	16.3	16.5	17.0	15.8	16.1	16.3	16.5	17.0
	6H	15.7	16.0	16.2	16.4	16.9	15.7	16.0	16.2	16.4	16.9
	8H	15.7	15.9	16.2	16.4	16.9	15.7	15.9	16.2	16.4	16.9
Variations with the observer position at spacing:											
S =	1.0H	6.5 / -12.5					6.5 / -12.5				
	1.5H	9.3 / -17.3					9.3 / -17.3				
	2.0H	11.3 / -19.6					11.3 / -19.6				