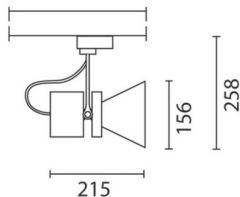


Last information update: June 2018



Medium body spotlight - Neutral white - DALI ballast - wide flood optic

**Product code**  
P255

**Technical description**

Adjustable spotlight with adapter for installation on mains electrified track for high output LED lamp with monochrome emission in a neutral white (4000K) colour. Integrated DALI ballast. The luminaire is made of die-cast aluminium and thermoplastic material, and allows 360° rotation about the vertical axis and 90° tilting relative to the horizontal plane. The luminaire has mechanical aiming locks and graduated scales for both movements, operated using the same tool on two screws, one on the optic compartment and one on the adapter for the track. Spotlight equipped with accessory holding ring designed to contain a flat accessory. Another external component can also be applied, selected from directional flaps and an asymmetric screen. All external accessories rotate 360° about the spotlight longitudinal axis.

**Installation**

On an electrified track

**Dimension (mm)**

Ø156x215

**Colour**

White (01) | Grey/Black (74)

**Weight (Kg)**

0.9

**Mounting**

three circuit track

**Wiring**

The DALI components are housed in the luminaire.

Complies with EN60598-1 and pertinent regulations



**Product configuration: P255**

**Product characteristics**

Total lighting output [Lm]: 2479  
Total power [W]: 23.7  
Luminous efficacy [Lm/W]: 104.6  
Life Time: > 50,000h - L80 - B10 (Ta 25°C)

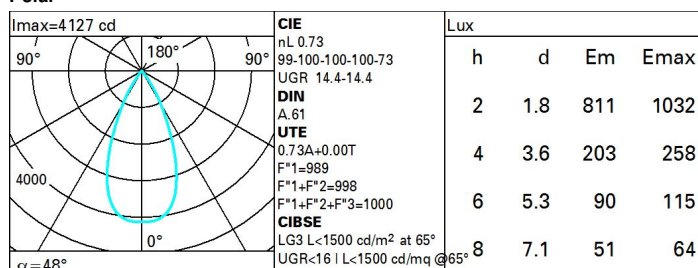
Total luminous flux at or above an angle of 90° [Lm]: 0  
Emergency luminous flux [Lm]: /  
Voltage [V]: -  
Number of optical assemblies: 1

**Optical assembly Characteristics Type 1**

Light Output Ratio (L.O.R.) [%]: 73  
Lamp code: LED  
ZVEI Code: LED  
Nominal power [W]: 21  
Nominal luminous [Lm]: 3400  
Lamp maximum intensity [cd]: /  
Beam angle [°]: 48°

Number of lamps for optical assembly: 1  
Socket: /  
Ballast losses [W]: 2.7  
Colour temperature [K]: 4000  
CRI: 80  
Wavelength [Nm]: /  
MacAdam Step: 2

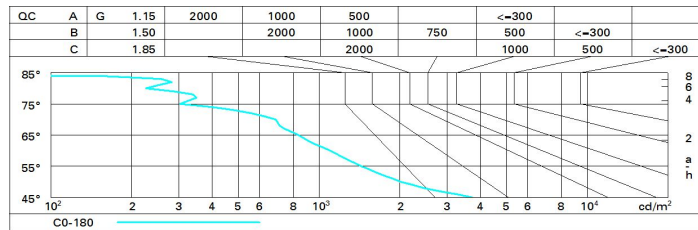
**Polar**



Utilisation factors

R	77	75	73	71	55	53	33	00	DRR
K0.8	66	62	60	58	62	59	59	57	78
1.0	68	65	63	61	65	63	62	60	82
1.5	72	70	68	66	69	67	66	64	88
2.0	74	73	71	70	71	70	70	68	93
2.5	76	74	73	72	73	72	72	70	95
3.0	77	76	75	74	74	74	73	71	97
4.0	77	77	76	76	76	75	74	72	99
5.0	78	77	77	77	76	76	75	73	100

Luminance curve limit



UGR diagram

Corrected UGR values (at 3400 lm bare lamp luminous flux)											
Reflect.:											
ceiling	0.70	0.70	0.50	0.50	0.30	0.70	0.70	0.50	0.50	0.30	0.30
walls	0.50	0.30	0.50	0.30	0.30	0.50	0.30	0.50	0.30	0.30	0.30
work pl.	0.20	0.20	0.20	0.20	0.20	0.20	0.20	0.20	0.20	0.20	0.20
Room dim											
x											
y											
			viewed					viewed			
			crosswise					endwise			
2H	2H	15.0	15.5	15.2	15.7	16.0	15.0	15.5	15.2	15.7	16.0
	3H	14.8	15.3	15.1	15.6	15.9	14.8	15.3	15.1	15.6	15.9
	4H	14.8	15.2	15.1	15.5	15.8	14.8	15.2	15.1	15.5	15.8
	6H	14.7	15.1	15.0	15.4	15.8	14.7	15.1	15.0	15.4	15.7
	8H	14.7	15.1	15.0	15.4	15.7	14.6	15.1	15.0	15.4	15.7
	12H	14.6	15.0	15.0	15.3	15.7	14.6	15.0	15.0	15.3	15.7
4H	2H	14.8	15.2	15.1	15.5	15.8	14.8	15.2	15.1	15.5	15.8
	3H	14.6	15.0	15.0	15.4	15.7	14.6	15.0	15.0	15.4	15.7
	4H	14.5	14.9	14.9	15.2	15.6	14.5	14.9	14.9	15.2	15.6
	6H	14.4	14.8	14.9	15.1	15.6	14.4	14.8	14.9	15.1	15.6
	8H	14.4	14.7	14.8	15.1	15.5	14.4	14.7	14.8	15.1	15.5
	12H	14.3	14.6	14.8	15.0	15.5	14.3	14.6	14.8	15.0	15.5
8H	4H	14.4	14.7	14.8	15.1	15.5	14.4	14.7	14.8	15.1	15.5
	6H	14.3	14.5	14.8	15.0	15.5	14.3	14.5	14.8	15.0	15.5
	8H	14.3	14.5	14.7	14.9	15.4	14.3	14.5	14.7	14.9	15.4
	12H	14.2	14.4	14.7	14.9	15.4	14.2	14.4	14.7	14.9	15.4
12H	4H	14.3	14.6	14.8	15.0	15.5	14.3	14.6	14.8	15.0	15.5
	6H	14.3	14.4	14.7	14.9	15.4	14.3	14.4	14.7	14.9	15.4
	8H	14.2	14.4	14.7	14.9	15.4	14.2	14.4	14.7	14.9	15.4
Variations with the observer position at spacing:											
S =	1.0H		6.1	/	-14.2			6.1	/	-14.2	
	1.5H		8.9	/	-15.7			8.9	/	-15.7	
	2.0H		10.9	/	-16.4			10.9	/	-16.4	