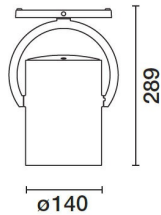


Last information update: May 2018

**spotlight- neutral white - 30° optic****Product code**
P079**Technical description**

Pendant luminaire equipped with a three-phase adapter for electrified tracks or a base, made of die-cast aluminium and thermoplastic material. The pendant system consists of steel cables L=2000 that provide a simple mechanical anchoring system. Having been rotated and tilted, the luminaire can be locked mechanically in position to ensure efficient light aiming (during maintenance operations too). Mechanical aiming locks both for rotation about the vertical axis and tilting relative to the horizontal plane. Equipped with electronic ballast. Luminaire complete with C.O.B. technology LED unit in neutral white colour 4,000K. Option of installing a flat accessory that can be either an elliptical distribution refractor, a soft lens filter or a louver.

Installation

pendant on an electrified track or special base

Dimension (mm)
Ø140x289**Colour**

White (01) | Black (04) | White/Chrome (E4)

Weight (Kg)
2.4**Mounting**

three circuit track

Wiring

product complete with electronic components

Complies with EN60598-1 and pertinent regulations

IP20 IP40 for optical assembly

**Product configuration: P079****Product characteristics**

Total lighting output [Lm]: 4020.3
Total power [W]: 34.5
Luminous efficacy [Lm/W]: 116.5
Life Time: > 50,000h - L80 - B10 (Ta 25°C)

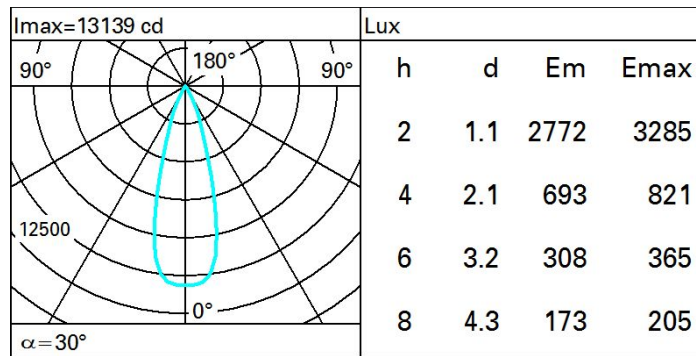
Total luminous flux at or above an angle of 90° [Lm]: 0
Emergency luminous flux [Lm]: /
Voltage [V]: -
Number of optical assemblies: 1

Optical assembly Characteristics Type 1

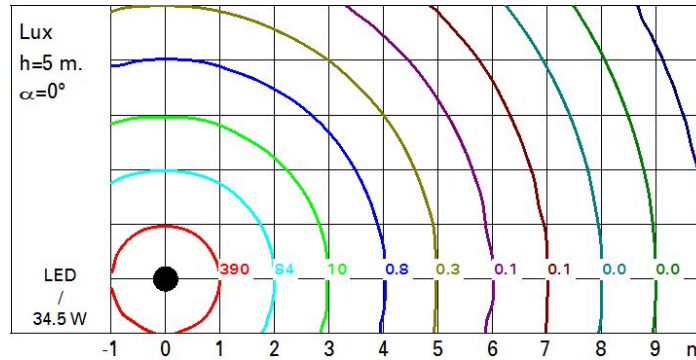
Light Output Ratio (L.O.R.) [%]: 79
Lamp code: LED
ZVEI Code: LED
Nominal power [W]: 31
Nominal luminous [Lm]: 5100
Lamp maximum intensity [cd]: /
Beam angle [°]: 30°

Number of lamps for optical assembly: 1
Socket: /
Ballast losses [W]: 3.5
Colour temperature [K]: 4000
CRI: 80
Wavelength [nm]: /
MacAdam Step: 2

Polar



Isolux



UGR diagram

Corrected UGR values (at 5100 lm bare lamp luminous flux)											
Reflect.: ceiling/cav walls work pl. Room dim x y		0.70	0.70	0.50	0.50	0.30	0.70	0.70	0.50	0.50	0.30
		0.50	0.30	0.50	0.30	0.30	0.50	0.30	0.50	0.30	0.30
		0.20	0.20	0.20	0.20	0.20	0.20	0.20	0.20	0.20	0.20
		viewed crosswise					viewed endwise				
2H	2H	4.3	4.8	4.6	5.0	5.3	4.3	4.8	4.6	5.0	5.3
	3H	4.5	5.0	4.8	5.2	5.5	4.3	4.7	4.6	5.0	5.3
	4H	4.6	5.0	4.9	5.3	5.6	4.3	4.7	4.6	5.0	5.3
	6H	4.7	5.1	5.1	5.5	5.8	4.2	4.6	4.6	4.9	5.3
	8H	4.8	5.2	5.1	5.5	5.8	4.2	4.6	4.6	4.9	5.2
	12H	4.8	5.2	5.2	5.5	5.9	4.2	4.5	4.5	4.9	5.2
4H	2H	4.3	4.7	4.6	5.0	5.3	4.6	5.0	4.9	5.3	5.6
	3H	4.6	4.9	4.9	5.3	5.6	4.7	5.1	5.1	5.4	5.8
	4H	4.8	5.1	5.2	5.5	5.8	4.8	5.1	5.2	5.5	5.8
	6H	5.0	5.3	5.4	5.7	6.1	4.8	5.1	5.2	5.5	5.9
	8H	5.1	5.4	5.5	5.8	6.2	4.8	5.1	5.2	5.5	5.9
	12H	5.1	5.4	5.6	5.8	6.3	4.8	5.0	5.2	5.4	5.9
8H	4H	4.8	5.1	5.2	5.5	5.9	5.1	5.4	5.5	5.8	6.2
	6H	5.1	5.4	5.6	5.8	6.3	5.2	5.4	5.7	5.9	6.4
	8H	5.3	5.5	5.8	5.9	6.4	5.3	5.5	5.8	5.9	6.4
	12H	5.4	5.6	5.9	6.0	6.6	5.3	5.5	5.8	6.0	6.5
12H	4H	4.8	5.0	5.2	5.4	5.9	5.1	5.4	5.6	5.8	6.3
	6H	5.1	5.3	5.6	5.8	6.3	5.3	5.5	5.8	6.0	6.5
	8H	5.3	5.5	5.8	6.0	6.5	5.4	5.6	5.9	6.0	6.6
Variations with the observer position at spacing:											
S =	1.0H	3.9 / -2.1					3.9 / -2.1				
	1.5H	6.3 / -2.5					6.3 / -2.5				
	2.0H	8.2 / -2.7					8.2 / -2.7				