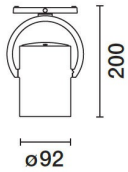



Last information update: May 2018

**spotlight - warm white - 50° optic****Product code**  
P068**Technical description**

Pendant luminaire equipped with a three-phase adapter for electrified tracks or a base, made of die-cast aluminium and thermoplastic material. The pendant system consists of steel cables L=2000 that provide a simple mechanical anchoring system. Having been rotated and tilted, the luminaire can be locked mechanically in position to ensure efficient light aiming (during maintenance operations too). Mechanical aiming locks both for rotation about the vertical axis and tilting relative to the horizontal plane. Equipped with electronic ballast. Luminaire complete with C.O.B. technology LED unit in warm white colour 3000K CRI90. Option of installing a flat accessory that can be either an elliptical distribution refractor, a soft lens filter or a louver.

**Installation**

pendant on an electrified track or special base

**Dimension (mm)**

Ø92x200

**Colour**

White (01) | Black (04) | White/Chrome (E4)

**Weight (Kg)**

1.15

**Mounting**

three circuit track

**Wiring**

product complete with electronic components

Complies with EN60598-1 and pertinent regulations

IP20 IP40 for optical assembly

**Product configuration: P068****Product characteristics**

Total lighting output [Lm]: 1420.7  
 Total power [W]: 15.4  
 Luminous efficacy [Lm/W]: 92.3  
 Life Time: > 50,000h - L80 - B10 (Ta 25°C)

Total luminous flux at or above an angle of 90° [Lm]: 0  
 Emergency luminous flux [Lm]: /  
 Voltage [V]: -  
 Number of optical assemblies: 1

**Optical assembly Characteristics Type 1**

Light Output Ratio (L.O.R.) [%]: 79  
 Lamp code: LED  
 ZVEI Code: LED  
 Nominal power [W]: 13  
 Nominal luminous [Lm]: 1800  
 Lamp maximum intensity [cd]: /  
 Beam angle [°]: 56°

Number of lamps for optical assembly: 1  
 Socket: /  
 Ballast losses [W]: 2.4  
 Colour temperature [K]: 3000  
 CRI: 90  
 Wavelength [Nm]: /  
 MacAdam Step: 2

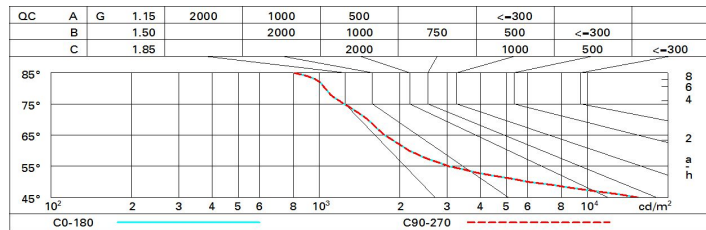
**Polar**

h	d	Lux	
		Em	Emax
2	2.1	362	453
4	4.3	91	113
6	6.4	40	50
8	8.5	23	28

Utilisation factors

R	77	75	73	71	55	53	33	00	DRR
K0.8	70	67	64	62	66	63	63	61	77
1.0	74	70	68	66	69	67	67	64	81
1.5	78	75	73	71	74	72	72	69	88
2.0	80	78	77	75	77	76	75	73	92
2.5	82	80	79	78	79	78	77	75	95
3.0	83	82	81	80	80	80	79	77	97
4.0	84	83	82	82	82	81	80	78	99
5.0	84	84	83	83	82	82	81	79	100

Luminance curve limit



UGR diagram

Corrected UGR values (at 1800 lm bare lamp luminous flux)											
Reflect.:		viewed crosswise					viewed endwise				
ceiling	cav	0.70	0.70	0.50	0.50	0.30	0.70	0.70	0.50	0.50	0.30
walls		0.50	0.30	0.50	0.30	0.30	0.50	0.30	0.50	0.30	0.30
work pl.		0.20	0.20	0.20	0.20	0.20	0.20	0.20	0.20	0.20	0.20
Room dim											
x	y										
2H	2H	17.6	18.2	17.9	18.4	18.7	17.6	18.2	17.9	18.4	18.7
	3H	17.5	18.0	17.8	18.3	18.6	17.5	18.0	17.8	18.3	18.6
	4H	17.4	17.9	17.7	18.2	18.5	17.4	17.9	17.7	18.2	18.5
	6H	17.3	17.8	17.7	18.1	18.5	17.3	17.8	17.7	18.1	18.4
	8H	17.3	17.8	17.7	18.1	18.4	17.3	17.7	17.7	18.1	18.4
12H	17.3	17.7	17.6	18.0	18.4	17.3	17.7	17.6	18.0	18.4	
4H	2H	17.4	17.9	17.7	18.2	18.5	17.4	17.9	17.7	18.2	18.5
	3H	17.3	17.7	17.6	18.0	18.4	17.3	17.7	17.7	18.0	18.4
	4H	17.2	17.6	17.6	17.9	18.3	17.2	17.6	17.6	17.9	18.3
	6H	17.1	17.4	17.5	17.8	18.3	17.1	17.4	17.5	17.8	18.3
	8H	17.1	17.4	17.5	17.8	18.2	17.1	17.4	17.5	17.8	18.2
12H	17.0	17.3	17.5	17.7	18.2	17.0	17.3	17.5	17.7	18.2	
8H	4H	17.1	17.4	17.5	17.8	18.2	17.1	17.4	17.5	17.8	18.2
	6H	17.0	17.2	17.5	17.7	18.2	17.0	17.2	17.5	17.7	18.2
	8H	16.9	17.1	17.4	17.6	18.1	16.9	17.1	17.4	17.6	18.1
	12H	16.9	17.1	17.4	17.6	18.1	16.9	17.1	17.4	17.6	18.1
12H	4H	17.0	17.3	17.5	17.7	18.2	17.0	17.3	17.5	17.7	18.2
	6H	16.9	17.1	17.4	17.6	18.1	16.9	17.1	17.4	17.6	18.1
	8H	16.9	17.1	17.4	17.6	18.1	16.9	17.1	17.4	17.6	18.1
Variations with the observer position at spacing:											
S =	1.0H	5.6 / -11.9					5.6 / -11.9				
	1.5H	8.4 / -13.1					8.4 / -13.1				
	2.0H	10.4 / -13.6					10.4 / -13.6				