

Last information update: May 2018



adjustable luminaire - Ø 125 mm - neutral white - medium optic - frame

Product code
N081

Technical description

Round adjustable luminaire designed to use an LED lamp with C.O.B. technology in a neutral white colour tone 4000K. Version with rim for surface-mounting. Painted, die-cast aluminium body. Lower reflector vacuum-metallised with aluminium vapours with an anti-scratch protective layer. Anodised aluminium upper reflector. Black, zinc-plated sheet steel bracket. The luminaire can be rotated 30° relative to the horizontal plane and 358° about the vertical axis. The luminaire is fitted with mechanical locks for light beam aiming. Painted extruded aluminium dissipater.

Installation

Recessed using torsion springs which allow easy installation in false ceilings with thickness ranging from 1 mm to 25 mm.

Dimension (mm)
Ø144x137

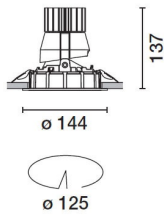
Colour
White/Aluminium (39)

Weight (Kg)
0.8

Mounting
ceiling recessed

Wiring
Product complete with electronic components

Complies with EN60598-1 and pertinent regulations



Product configuration: N081

Product characteristics

Total lighting output [Lm]: 917.6
Total power [W]: 15.4
Luminous efficacy [Lm/W]: 59.6
Life Time: 50,000h - L80 - B10 (Ta 25°C)

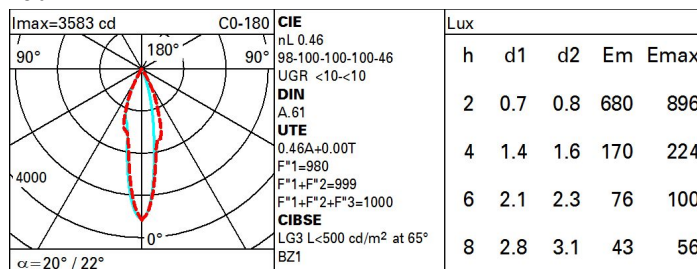
Total luminous flux at or above an angle of 90° [Lm]: 0
Emergency luminous flux [Lm]: /
Voltage [V]: -
Number of optical assemblies: 1

Optical assembly Characteristics Type 1

Light Output Ratio (L.O.R.) [%]: 46
Lamp code: LED
ZVEI Code: LED
Nominal power [W]: 13
Nominal luminous [Lm]: 2000
Lamp maximum intensity [cd]: /
Beam angle [°]: 20° / 22°

Number of lamps for optical assembly: 1
Socket: /
Ballast losses [W]: 2.4
Colour temperature [K]: 4000
CRI: 80
Wavelength [Nm]: /
MacAdam Step: 2

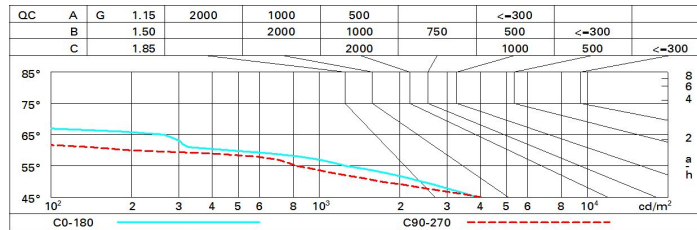
Polar



Utilisation factors

R	77	75	73	71	55	53	33	00	DRR
K0.8	41	39	37	36	38	37	37	35	77
1.0	43	41	40	38	40	39	39	37	82
1.5	45	44	43	42	43	42	42	40	88
2.0	47	46	45	44	45	44	44	42	92
2.5	47	47	46	45	46	45	45	44	95
3.0	48	48	47	47	47	46	46	45	97
4.0	49	48	48	48	47	47	46	45	99
5.0	49	49	48	48	48	48	47	46	100

Luminance curve limit



UGR diagram

Corrected UGR values (at 2000 lm bare lamp luminous flux)											
Reflect.:		viewed crosswise					viewed endwise				
ceiling/cav		0.70	0.70	0.50	0.50	0.30	0.70	0.70	0.50	0.50	0.30
walls		0.50	0.30	0.50	0.30	0.30	0.50	0.30	0.50	0.30	0.30
work pl.		0.20	0.20	0.20	0.20	0.20	0.20	0.20	0.20	0.20	0.20
Room dim		viewed crosswise					viewed endwise				
x	y										
2H	2H	2.6	3.1	2.9	3.4	3.6	6.8	7.4	7.1	7.6	7.8
	3H	2.5	3.0	2.8	3.3	3.5	6.7	7.2	7.0	7.5	7.8
	4H	2.4	2.9	2.8	3.2	3.5	6.6	7.1	7.0	7.4	7.7
	6H	2.3	2.8	2.7	3.1	3.4	6.5	7.0	6.9	7.3	7.6
	8H	2.3	2.7	2.7	3.1	3.4	6.5	6.9	6.9	7.3	7.6
	12H	2.3	2.7	2.6	3.0	3.4	6.5	6.9	6.8	7.2	7.6
4H	2H	2.4	2.9	2.8	3.2	3.5	6.6	7.1	6.9	7.4	7.7
	3H	2.3	2.7	2.7	3.1	3.4	6.5	6.9	6.9	7.2	7.6
	4H	2.2	2.6	2.6	3.0	3.4	6.4	6.7	6.8	7.1	7.5
	6H	2.2	2.5	2.6	2.9	3.3	6.3	6.6	6.7	7.0	7.4
	8H	2.1	2.4	2.6	2.8	3.3	6.3	6.5	6.7	7.0	7.4
	12H	2.1	2.3	2.5	2.8	3.2	6.2	6.5	6.7	6.9	7.3
8H	4H	2.1	2.4	2.6	2.8	3.2	6.3	6.5	6.7	7.0	7.4
	6H	2.0	2.3	2.5	2.7	3.2	6.2	6.4	6.6	6.8	7.3
	8H	2.0	2.2	2.5	2.6	3.1	6.1	6.3	6.6	6.8	7.3
	12H	1.9	2.1	2.4	2.6	3.1	6.1	6.2	6.6	6.7	7.2
12H	4H	2.1	2.3	2.5	2.8	3.2	6.2	6.5	6.7	6.9	7.4
	6H	2.0	2.2	2.5	2.6	3.1	6.1	6.3	6.6	6.8	7.3
	8H	1.9	2.1	2.4	2.6	3.1	6.1	6.2	6.6	6.7	7.2
Variations with the observer position at spacing:											
S =	1.0H	3.0 / -7.9					3.9 / -9.4				
	1.5H	4.7 / -8.8					6.0 / -18.0				
	2.0H	6.6 / -13.5					8.6 / -19.7				