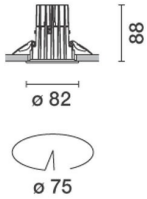


Last information update: May 2018



Fixed circular recessed luminaire - Ø 75 mm - warm white - wide flood optic - UGR<19

Product code
MV83

Technical description

Fixed round luminaire designed to use a LED lamp with C.O.B. technology. Version with rim for surface-mounting. Reflector vacuum-metallised with aluminium vapours with an anti-scratch protective layer. Die-cast aluminium body and passive dissipation system. Product complete with LED lamp in warm white colour tone CRI90 (3,000K). General light emission, with controlled luminance UGR<19 1500 cd/m² α>65° wide flood optic.

Installation

Recessed using torsion springs which allow easy installation in false ceilings with thickness ranging from 1 mm to 20 mm.

Dimension (mm)

Ø82x88

Colour

White/Aluminium (39)

Weight (Kg)

0.41

Mounting

ceiling recessed

Wiring

product complete with DALI components

Complies with EN60598-1 and pertinent regulations



Product configuration: MV83

Product characteristics

Total lighting output [Lm]: 789.3
Total power [W]: 10.1
Luminous efficacy [Lm/W]: 78.1
Life Time: 50,000h - L80 - B10 (Ta 25°C)

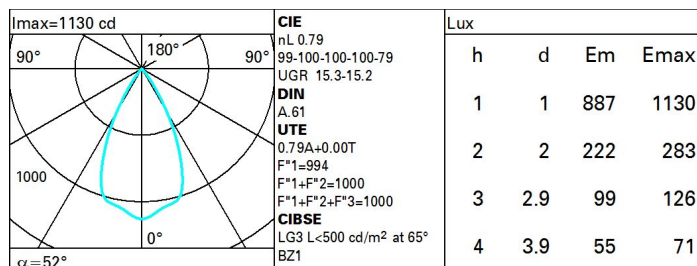
Total luminous flux at or above an angle of 90° [Lm]: 0
Emergency luminous flux [Lm]: /
Voltage [V]: -
Number of optical assemblies: 1

Optical assembly Characteristics Type 1

Light Output Ratio (L.O.R.) [%]: 79
Lamp code: LED
ZVEI Code: LED
Nominal power [W]: 8
Nominal luminous [Lm]: 1000
Lamp maximum intensity [cd]: /
Beam angle [°]: 52°

Number of lamps for optical assembly: 1
Socket: /
Ballast losses [W]: 2.1
Colour temperature [K]: 3000
CRI: 90
Wavelength [Nm]: /
MacAdam Step: 2

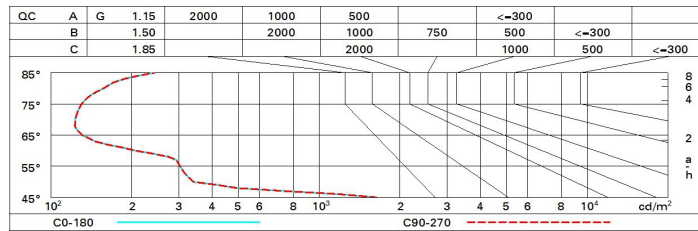
Polar



Utilisation factors

R	77	75	73	71	55	53	33	00	DRR
K0.8	71	67	65	63	67	64	64	62	78
1.0	74	71	69	67	70	68	68	65	83
1.5	78	75	74	72	75	73	72	70	88
2.0	80	79	77	76	78	76	75	73	93
2.5	82	81	79	79	79	78	78	75	96
3.0	83	82	81	80	81	80	79	77	98
4.0	84	83	83	82	82	81	80	78	99
5.0	84	84	83	83	83	82	81	79	100

Luminance curve limit



UGR diagram

Corrected UGR values (at 1000 lm bare lamp luminous flux)											
Reflect.:		viewed crosswise					viewed endwise				
ceiling	cav	0.70	0.70	0.50	0.50	0.30	0.70	0.70	0.50	0.50	0.30
walls		0.50	0.30	0.50	0.30	0.30	0.50	0.30	0.50	0.30	0.30
work pl.		0.20	0.20	0.20	0.20	0.20	0.20	0.20	0.20	0.20	0.20
Room dim		viewed crosswise					viewed endwise				
x	y										
2H	2H	15.8	16.4	16.1	16.6	16.9	15.8	16.4	16.1	16.6	16.9
	3H	15.7	16.2	16.0	16.5	16.8	15.7	16.2	16.0	16.5	16.8
	4H	15.6	16.1	16.0	16.4	16.7	15.6	16.1	16.0	16.4	16.7
	6H	15.5	16.0	15.9	16.3	16.6	15.5	16.0	15.9	16.3	16.6
	8H	15.5	15.9	15.9	16.3	16.6	15.5	15.9	15.9	16.3	16.6
	12H	15.5	15.9	15.8	16.2	16.6	15.5	15.9	15.8	16.2	16.6
4H	2H	15.6	16.1	16.0	16.4	16.7	15.6	16.1	16.0	16.4	16.7
	3H	15.5	15.9	15.8	16.2	16.6	15.5	15.9	15.8	16.2	16.6
	4H	15.4	15.7	15.8	16.1	16.5	15.4	15.7	15.8	16.1	16.5
	6H	15.3	15.6	15.7	16.0	16.4	15.3	15.6	15.7	16.0	16.4
	8H	15.3	15.5	15.7	16.0	16.4	15.2	15.5	15.7	16.0	16.4
	12H	15.2	15.5	15.7	15.9	16.4	15.2	15.5	15.7	15.9	16.4
8H	4H	15.2	15.5	15.7	16.0	16.4	15.3	15.5	15.7	16.0	16.4
	6H	15.2	15.4	15.6	15.8	16.3	15.2	15.4	15.6	15.8	16.3
	8H	15.1	15.3	15.6	15.8	16.3	15.1	15.3	15.6	15.8	16.3
	12H	15.1	15.2	15.6	15.7	16.2	15.1	15.2	15.6	15.7	16.2
12H	4H	15.2	15.5	15.7	15.9	16.4	15.2	15.5	15.7	15.9	16.4
	6H	15.1	15.3	15.6	15.8	16.3	15.1	15.3	15.6	15.8	16.3
	8H	15.1	15.2	15.6	15.7	16.2	15.1	15.2	15.6	15.7	16.2
Variations with the observer position at spacing:											
S =	1.0H	6.0 / -23.7					6.0 / -23.7				
	1.5H	8.8 / -24.6					8.8 / -24.6				
	2.0H	10.8 / -25.0					10.8 / -25.0				