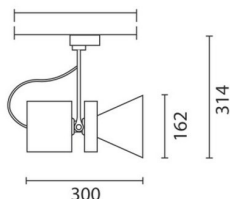


Le Perroquet

Design Renzo Piano

iGuzzini

Last information update: June 2018



Large body spotlight - warm white - electronic ballast - flood optic

Product code

MU05

Technical description

Adjustable spotlight with adapter for installation on mains electrified track for high output LED lamp with monochrome emission in a warm white (3000K) colour. Electronic ballast. The luminaire is made of die-cast aluminium and thermoplastic material, and allows 360° rotation about the vertical axis and 90° tilting relative to the horizontal plane. The luminaire has mechanical aiming locks and graduated scales for both movements, operated using the same tool on two screws, one on the optic compartment and one on the adapter for the track. Spotlight equipped with accessory holding ring designed to contain a flat accessory. Another external component can also be applied, selected from directional flaps and an asymmetric screen. All external accessories rotate 360° about the spotlight longitudinal axis.

Installation

On an electrified track

Dimension (mm)

Ø162x314

Colour

White (01) | Grey/Black (74)

Weight (Kg)

2.25


Mounting

three circuit track

Wiring

The electronic components are housed in the luminaire.

Complies with EN60598-1 and pertinent regulations



Product configuration: MU05

Product characteristics

Total lighting output [Lm]: 3382
Total power [W]: 37.5
Luminous efficacy [Lm/W]: 90.2
Life Time: > 50,000h - L80 - B10 (Ta 25°C)

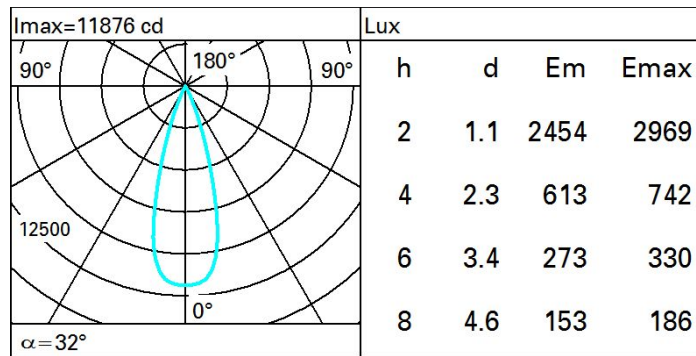
Total luminous flux at or above an angle of 90° [Lm]: 0
Emergency luminous flux [Lm]: /
Voltage [V]: -
Number of optical assemblies: 1

Optical assembly Characteristics Type 1

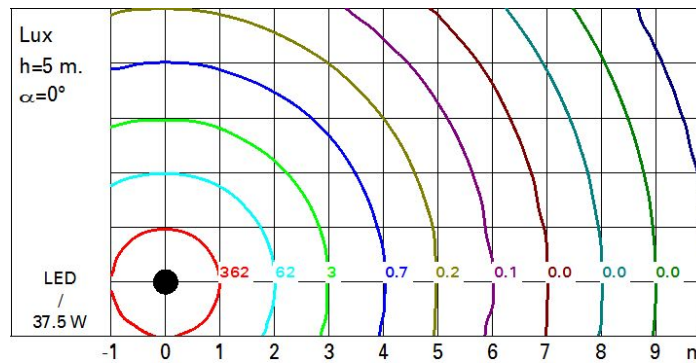
Light Output Ratio (L.O.R.) [%]: 77
Lamp code: LED
ZVEI Code: LED
Nominal power [W]: 33
Nominal luminous [Lm]: 4400
Lamp maximum intensity [cd]: /
Beam angle [°]: 32°

Number of lamps for optical assembly: 1
Socket: /
Ballast losses [W]: 4.5
Colour temperature [K]: 3000
CRI: 90
Wavelength [Nm]: /
MacAdam Step: 2

Polar



Isolux



UGR diagram

Corrected UGR values (at 4400 lm bare lamp luminous flux)												
Reflect.: ceiling/cav walls work pl. Room dim x y		0.70	0.70	0.50	0.50	0.30	0.70	0.70	0.50	0.50	0.30	0.30
		0.50	0.30	0.50	0.30	0.30	0.50	0.30	0.50	0.30	0.30	0.30
		0.20	0.20	0.20	0.20	0.20	0.20	0.20	0.20	0.20	0.20	0.20
		viewed crosswise					viewed endwise					
2H	2H	1.4	1.9	1.6	2.1	2.3	1.4	1.9	1.6	2.1	2.3	2.3
	3H	1.4	1.8	1.7	2.1	2.4	1.3	1.8	1.6	2.0	2.3	2.3
	4H	1.4	1.8	1.7	2.1	2.4	1.3	1.7	1.6	2.0	2.3	2.3
	6H	1.4	1.8	1.7	2.1	2.4	1.2	1.6	1.6	1.9	2.2	2.2
	8H	1.4	1.7	1.7	2.1	2.4	1.2	1.6	1.6	1.9	2.2	2.2
	12H	1.3	1.7	1.7	2.0	2.4	1.2	1.5	1.5	1.8	2.2	2.2
4H	2H	1.3	1.7	1.6	2.0	2.3	1.4	1.8	1.7	2.1	2.4	2.4
	3H	1.4	1.7	1.7	2.1	2.4	1.4	1.8	1.8	2.1	2.5	2.5
	4H	1.4	1.7	1.8	2.1	2.5	1.4	1.7	1.8	2.1	2.5	2.5
	6H	1.4	1.7	1.8	2.1	2.5	1.4	1.6	1.8	2.0	2.5	2.5
	8H	1.4	1.7	1.8	2.1	2.5	1.3	1.6	1.8	2.0	2.4	2.4
	12H	1.4	1.6	1.8	2.0	2.5	1.3	1.5	1.8	2.0	2.4	2.4
8H	4H	1.3	1.6	1.8	2.0	2.4	1.4	1.7	1.8	2.1	2.5	2.5
	6H	1.4	1.6	1.8	2.0	2.5	1.4	1.6	1.9	2.0	2.5	2.5
	8H	1.4	1.5	1.8	2.0	2.5	1.4	1.5	1.8	2.0	2.5	2.5
	12H	1.3	1.5	1.8	1.9	2.5	1.3	1.5	1.8	2.0	2.5	2.5
12H	4H	1.3	1.5	1.8	2.0	2.4	1.4	1.6	1.8	2.0	2.5	2.5
	6H	1.3	1.5	1.8	2.0	2.5	1.3	1.5	1.8	2.0	2.5	2.5
	8H	1.3	1.5	1.8	2.0	2.5	1.3	1.5	1.8	1.9	2.5	2.5
Variations with the observer position at spacing:												
S =		3.6 / -3.7					3.6 / -3.7					
		6.0 / -4.8					6.0 / -4.8					
		8.0 / -5.4					8.0 / -5.4					