

Last information update: May 2018

**596 X 596 mm - neutral white LED - electronic control gear - controlled luminance optic UGR<19****Product code**

MT14

Technical description

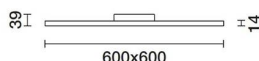
Direct emission recessed or ceiling-mounted luminaire (with accessories ordered separately) designed to use neutral white 4000K high colour rendering LEDs. The optical assembly consists of a white extruded frame, a satin methacrylate diffuser screen for controlled luminance UGR<19 emission and a sheet metal rear closing base. The LEDs are arranged inside the perimeter and the electronic driver is housed in the upper part of the product.

Installation

Recessed in plasterboard false ceilings (using accessory frame), in false ceilings with frame, in modular false ceilings (even 625 x 625 mm using accessory adapter); possibility of ceiling-mounting using kit to be ordered separately as an accessory

Dimension (mm)

596x596x14

**Colour**

White (01)

Weight (Kg)

6

Mounting

ceiling recessed|wall surface|ceiling surface

Wiring

product complete with electronic components

Complies with EN60598-1 and pertinent regulations

**Product configuration: MT14****Product characteristics**

Total lighting output [Lm]: 3639.5
 Total power [W]: 30.9
 Luminous efficacy [Lm/W]: 117.8
 Life Time: 50,000h - L80 - B10 (Ta 25°C)

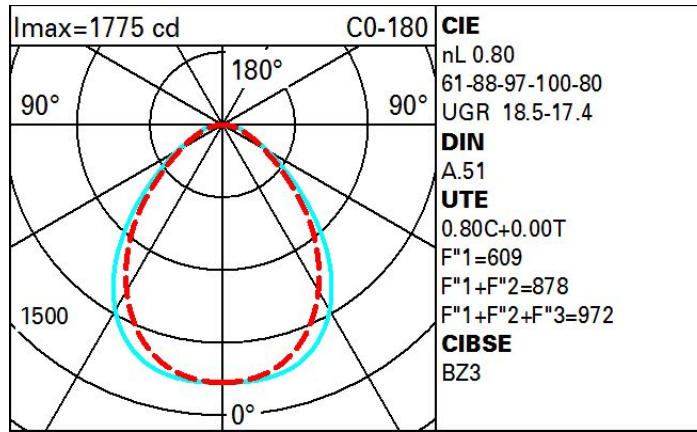
Total luminous flux at or above an angle of 90° [Lm]: 0
 Emergency luminous flux [Lm]: /
 Voltage [V]: -
 Number of optical assemblies: 1

Optical assembly Characteristics Type 1

Light Output Ratio (L.O.R.) [%]: 80
 Lamp code: LED
 ZVEI Code: LED
 Nominal power [W]: 26
 Nominal luminous [Lm]: 4550
 Lamp maximum intensity [cd]: /
 Beam angle [°]: /

Number of lamps for optical assembly: 1
 Socket: /
 Ballast losses [W]: 4.9
 Colour temperature [K]: 4000
 CRI: 80
 Wavelength [Nm]: /
 MacAdam Step: 3

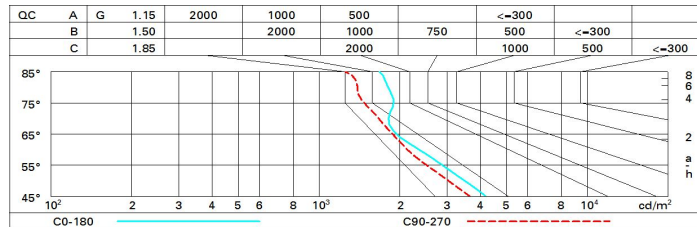
Polar



Utilisation factors

R	77	75	73	71	55	53	33	00	DRR
K0.8	58	50	45	41	49	45	44	39	49
1.0	63	56	51	47	55	50	50	45	56
1.5	70	65	60	57	63	60	59	54	68
2.0	74	70	66	64	68	65	64	60	76
2.5	77	73	70	68	72	69	68	64	80
3.0	78	76	73	71	74	72	71	67	84
4.0	80	78	76	74	76	75	73	70	88
5.0	82	80	78	76	78	76	75	72	90

Luminance curve limit



UGR diagram

Corrected UGR values (at 4550 lm bare lamp luminous flux)											
Reflect.:		viewed crosswise					viewed endwise				
ceiling/cav		0.70	0.70	0.50	0.50	0.30	0.70	0.70	0.50	0.50	0.30
walls		0.50	0.30	0.50	0.30	0.30	0.50	0.30	0.50	0.30	0.30
work pl.		0.20	0.20	0.20	0.20	0.20	0.20	0.20	0.20	0.20	0.20
Room dim		viewed crosswise					viewed endwise				
x	y										
2H	2H	15.9	16.9	16.2	17.2	17.4	15.3	16.3	15.6	16.5	16.8
	3H	16.7	17.6	17.1	17.9	18.2	15.6	16.5	15.9	16.8	17.1
	4H	17.1	18.0	17.5	18.3	18.6	15.7	16.5	16.0	16.8	17.2
	6H	17.5	18.3	17.9	18.6	18.9	15.7	16.5	16.1	16.8	17.1
	8H	17.6	18.4	18.0	18.7	19.1	15.7	16.4	16.1	16.8	17.1
	12H	17.7	18.5	18.1	18.8	19.2	15.7	16.4	16.0	16.7	17.1
4H	2H	16.2	17.0	16.5	17.3	17.7	16.5	17.3	16.8	17.6	18.0
	3H	17.2	17.9	17.6	18.3	18.6	17.0	17.7	17.4	18.1	18.5
	4H	17.7	18.4	18.1	18.7	19.1	17.2	17.8	17.6	18.2	18.6
	6H	18.3	18.8	18.7	19.2	19.7	17.3	17.9	17.8	18.3	18.7
	8H	18.5	19.0	18.9	19.4	19.8	17.4	17.9	17.8	18.3	18.7
	12H	18.6	19.1	19.1	19.5	20.0	17.4	17.9	17.8	18.3	18.8
8H	4H	17.9	18.4	18.3	18.8	19.2	17.8	18.3	18.3	18.8	19.2
	6H	18.6	19.0	19.0	19.4	19.9	18.1	18.5	18.6	19.0	19.5
	8H	18.9	19.2	19.4	19.7	20.2	18.2	18.6	18.7	19.1	19.6
	12H	19.1	19.5	19.6	19.9	20.5	18.3	18.7	18.8	19.1	19.7
12H	4H	17.8	18.3	18.3	18.8	19.2	17.9	18.4	18.4	18.8	19.3
	6H	18.6	19.0	19.1	19.4	19.9	18.3	18.6	18.7	19.1	19.6
	8H	19.0	19.3	19.5	19.8	20.3	18.4	18.7	18.9	19.2	19.8
Variations with the observer position at spacing:											
S =	1.0H	0.2 / -0.3					0.2 / -0.3				
	1.5H	0.4 / -0.9					0.4 / -1.0				
	2.0H	1.0 / -1.3					0.9 / -1.3				