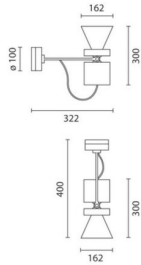


## Le Perroquet

Design Renzo Piano

iGuzzini

Last information update: June 2018



### Large body spotlight - warm white - electronic ballast - wide flood optic

**Product code**  
MR18

#### Technical description

Spotlight made of die-cast aluminium and thermoplastic material. The luminaire can be rotated by 340° about the vertical axis and tilted by +/- 100° in relation to the horizontal plane. Hi-precision beam aiming is guaranteed by screw-operated mechanical locks, graduated scales and friction controls. The spotlight is equipped with a die-cast aluminium ballast unit for ceiling mounting. Luminaire for high output LED lamp with monochrome emission in a warm white colour tone (3000K). Electronic ballast. Equipped with an accessory holding ring designed to contain a flat accessory. Another external component can also be applied, selected from directional flaps and an asymmetric screen. All external accessories rotate 360° about the spotlight longitudinal axis.

#### Installation

Ceiling-mounted.

**Dimension (mm)**  
Ø162x300

**Colour**  
White (01) | Grey (15)

**Weight (Kg)**  
2.25


#### Mounting

wall arm|wall surface|ceiling surface

#### Wiring

Electronic components housed in the luminaire.

Complies with EN60598-1 and pertinent regulations



### Product configuration: MR18

#### Product characteristics

Total lighting output [Lm]: 3384  
Total power [W]: 37.5  
Luminous efficacy [Lm/W]: 90.2  
Life Time: > 50,000h - L80 - B10 (Ta 25°C)

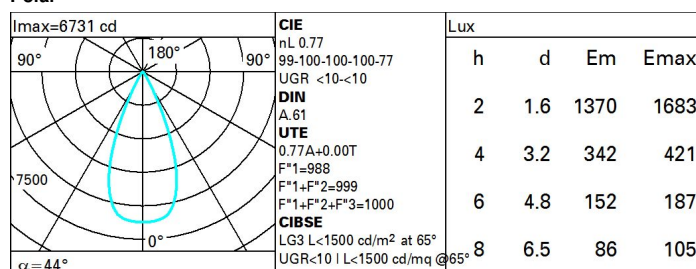
Total luminous flux at or above an angle of 90° [Lm]: 0  
Emergency luminous flux [Lm]: /  
Voltage [V]: -  
Number of optical assemblies: 1

#### Optical assembly Characteristics Type 1

Light Output Ratio (L.O.R.) [%]: 77  
Lamp code: LED  
ZVEI Code: LED  
Nominal power [W]: 33  
Nominal luminous [Lm]: 4400  
Lamp maximum intensity [cd]: /  
Beam angle [°]: 44°

Number of lamps for optical assembly: 1  
Socket: /  
Ballast losses [W]: 4.5  
Colour temperature [K]: 3000  
CRI: 90  
Wavelength [nm]: /  
MacAdam Step: 2

#### Polar



R	77	75	73	71	55	53	33	00	DRR
K0.8	69	65	63	61	65	63	62	60	78
1.0	72	69	67	65	68	66	66	63	82
1.5	76	73	71	70	72	71	70	68	88
2.0	78	76	75	74	75	74	73	71	93
2.5	80	78	77	76	77	76	75	73	95
3.0	81	80	79	78	78	78	77	75	97
4.0	82	81	80	80	80	79	78	76	99
5.0	82	82	81	81	80	80	79	77	100

QC

	A	G	1.15	2000	1000	500	<~300		
B			1.50		2000	1000	750	500	<~300
C			1.85			2000		1000	500

85°

75°

65°

55°

45°

10<sup>2</sup>

2

3

4

5

6

8

10<sup>3</sup>

2

3

4

5

6

8

10<sup>4</sup>

10<sup>5</sup>

8

6

4

2

a

h

cd/m<sup>2</sup>

C0-180

Corrected UGR values (at 4400 lm bare lamp luminous flux)											
Reflect.: ceiling walls work pl. Room dim x            y		0.70	0.70	0.50	0.50	0.30	0.70	0.70	0.50	0.50	0.30
		0.50	0.30	0.50	0.30	0.30	0.50	0.30	0.50	0.30	0.30
		0.20	0.20	0.20	0.20	0.20	0.20	0.20	0.20	0.20	0.20
		viewed crosswise					viewed endwise				
2H	2H	9.9	10.5	10.2	10.7	10.9	9.9	10.5	10.2	10.7	10.9
	3H	9.8	10.3	10.1	10.6	10.8	9.8	10.3	10.1	10.6	10.8
	4H	9.7	10.2	10.0	10.5	10.8	9.7	10.2	10.0	10.5	10.8
	6H	9.6	10.1	10.0	10.4	10.7	9.6	10.1	10.0	10.4	10.7
	8H	9.6	10.0	10.0	10.4	10.7	9.6	10.0	9.9	10.3	10.7
	12H	9.6	10.0	9.9	10.3	10.7	9.6	10.0	9.9	10.3	10.7
4H	2H	9.7	10.2	10.0	10.5	10.8	9.7	10.2	10.0	10.5	10.8
	3H	9.6	10.0	9.9	10.3	10.7	9.6	10.0	10.0	10.3	10.7
	4H	9.5	9.9	9.9	10.2	10.6	9.5	9.9	9.9	10.2	10.6
	6H	9.4	9.7	9.8	10.1	10.6	9.4	9.7	9.8	10.1	10.5
	8H	9.4	9.7	9.8	10.1	10.5	9.4	9.7	9.8	10.1	10.5
	12H	9.3	9.6	9.8	10.0	10.5	9.3	9.6	9.8	10.0	10.5
8H	4H	9.4	9.7	9.8	10.1	10.5	9.4	9.7	9.8	10.1	10.5
	6H	9.3	9.5	9.8	10.0	10.4	9.3	9.5	9.8	10.0	10.4
	8H	9.2	9.4	9.7	9.9	10.4	9.2	9.4	9.7	9.9	10.4
	12H	9.2	9.4	9.7	9.8	10.4	9.2	9.4	9.7	9.8	10.4
12H	4H	9.3	9.6	9.8	10.0	10.5	9.3	9.6	9.8	10.0	10.5
	6H	9.2	9.4	9.7	9.9	10.4	9.2	9.4	9.7	9.9	10.4
	8H	9.2	9.4	9.7	9.8	10.4	9.2	9.4	9.7	9.8	10.4

Variations with the observer position at spacing:

S =	1.0H	5.4 / -8.9	5.4 / -8.9
	1.5H	8.1 / -11.2	8.1 / -11.2
	2.0H	10.1 / -12.7	10.1 / -12.7