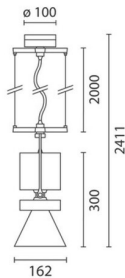


Le Perroquet

Design Renzo Piano

iGuzzini

Last information update: June 2018



Large body spotlight - Neutral white - electronic ballast - wide flood optic

Product code
MP81

Technical description

Pendant luminaire equipped with a ballast unit made of die-cast aluminium and thermoplastic material. The pendant system consists of steel cables L=2000 that provide a simple mechanical anchoring system. Having been rotated and tilted, the luminaire can be locked mechanically in position to ensure efficient light aiming (even during maintenance operations). Luminaire for high output LED lamp with monochrome emission in a neutral white colour tone (4000K). Electronic ballast. Equipped with an accessory holding ring designed to contain a flat accessory. Another external component can also be applied, selected from directional flaps and an asymmetric screen. All external accessories rotate 360° about the spotlight longitudinal axis.

Installation

Ceiling-mounted using the ballast unit included.

Dimension (mm)

Ø162x300

Colour

Grey (15)

Weight (Kg)

3.1


Mounting

ceiling pendant

Wiring

Electronic components housed in the luminaire.

Complies with EN60598-1 and pertinent regulations



Product configuration: MP81

Product characteristics

Total lighting output [Lm]: 3845
Total power [W]: 35.5
Luminous efficacy [Lm/W]: 108.3
Life Time: > 50,000h - L80 - B10 (Ta 25°C)

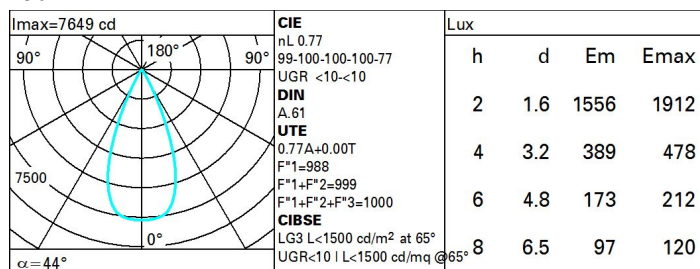
Total luminous flux at or above an angle of 90° [Lm]: 0
Emergency luminous flux [Lm]: /
Voltage [V]: -
Number of optical assemblies: 1

Optical assembly Characteristics Type 1

Light Output Ratio (L.O.R.) [%]: 77
Lamp code: LED
ZVEI Code: LED
Nominal power [W]: 31
Nominal luminous [Lm]: 5000
Lamp maximum intensity [cd]: /
Beam angle [°]: 44°

Number of lamps for optical assembly: 1
Socket: /
Ballast losses [W]: 4.5
Colour temperature [K]: 4000
CRI: 80
Wavelength [Nm]: /
MacAdam Step: 2

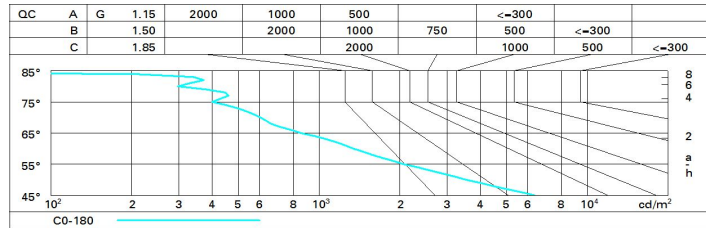
Polar



Utilisation factors

R	77	75	73	71	55	53	33	00	DRR
K0.8	69	65	63	61	65	63	62	60	78
1.0	72	69	67	65	68	66	66	63	82
1.5	76	73	71	70	72	71	70	68	88
2.0	78	76	75	74	75	74	73	71	93
2.5	80	78	77	76	77	76	75	73	95
3.0	81	80	79	78	78	78	77	75	97
4.0	82	81	80	80	80	79	78	76	99
5.0	82	82	81	81	80	80	79	77	100

Luminance curve limit



UGR diagram

Corrected UGR values (at 5000 lm bare lamp luminous flux)											
Reflect.:		viewed crosswise					viewed endwise				
ceiling	cav	0.70	0.70	0.50	0.50	0.30	0.70	0.70	0.50	0.50	0.30
walls		0.50	0.30	0.50	0.30	0.30	0.50	0.30	0.50	0.30	0.30
work pl.		0.20	0.20	0.20	0.20	0.20	0.20	0.20	0.20	0.20	0.20
Room dim											
x	y										
2H	2H	10.3	10.9	10.6	11.1	11.4	10.3	10.9	10.6	11.1	11.4
	3H	10.2	10.7	10.5	11.0	11.3	10.2	10.7	10.5	11.0	11.3
	4H	10.1	10.6	10.5	10.9	11.2	10.1	10.6	10.5	10.9	11.2
	6H	10.1	10.5	10.4	10.8	11.2	10.1	10.5	10.4	10.8	11.2
	8H	10.0	10.5	10.4	10.8	11.1	10.0	10.5	10.4	10.8	11.1
12H	10.0	10.4	10.4	10.8	11.1	10.0	10.4	10.4	10.7	11.1	
4H	2H	10.1	10.6	10.5	10.9	11.2	10.1	10.6	10.5	10.9	11.2
	3H	10.0	10.4	10.4	10.8	11.1	10.0	10.4	10.4	10.8	11.1
	4H	9.9	10.3	10.3	10.7	11.1	9.9	10.3	10.3	10.7	11.1
	6H	9.9	10.2	10.3	10.6	11.0	9.9	10.2	10.3	10.6	11.0
	8H	9.8	10.1	10.3	10.5	11.0	9.8	10.1	10.2	10.5	11.0
12H	9.8	10.0	10.2	10.5	10.9	9.8	10.0	10.2	10.5	10.9	
8H	4H	9.8	10.1	10.2	10.5	11.0	9.8	10.1	10.3	10.5	11.0
	6H	9.7	10.0	10.2	10.4	10.9	9.7	10.0	10.2	10.4	10.9
	8H	9.7	9.9	10.2	10.4	10.9	9.7	9.9	10.2	10.4	10.9
	12H	9.6	9.8	10.1	10.3	10.8	9.6	9.8	10.1	10.3	10.8
12H	4H	9.8	10.0	10.2	10.5	10.9	9.8	10.0	10.2	10.5	10.9
	6H	9.7	9.9	10.2	10.3	10.8	9.7	9.9	10.2	10.4	10.8
	8H	9.6	9.8	10.1	10.3	10.8	9.6	9.8	10.1	10.3	10.8
Variations with the observer position at spacing:											
S =	1.0H	5.4 / -8.9					5.4 / -8.9				
	1.5H	8.1 / -11.2					8.1 / -11.2				
	2.0H	10.1 / -12.7					10.1 / -12.7				