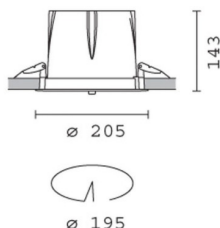


Last information update: June 2018

**recessed luminaire Ø 205 - warm white passive dissipation LED - integrated DALI control gear - medium****Product code**

MP13

Technical description

recessed adjustable removable luminaire for LED lamp with passive heat dissipation system. Structure with die-cast aluminium frame and main body; shaped surface with high level radiant effect for effectively reducing the temperature and keeping the long-term LED lamp performance unchanged. Steel rotation hinge, chrome-plated aluminium body closing ring. Reflector with high efficiency super-pure aluminium optic - medium beam angle. Body adjusted using manually operated device: internal 30° - external 75° - rotation about axis 355°. Supplied with DALI dimmable control gear connected to the luminaire. Warm white high colour rendering index LED CRI (Ra) > 90.

Installation

recessed using steel springs in false ceilings with thicknesses starting at 1 mm; preparation hole Ø 195

Dimension (mm)

Ø205x143

Colour

White/Aluminium (39) | Grey/Aluminium (78)

Weight (Kg)

2.22

Mounting

ceiling recessed

Wiring

on control gear box with quick-coupling connections

Complies with EN60598-1 and pertinent regulations



IP20

**Product configuration: MP13****Product characteristics**

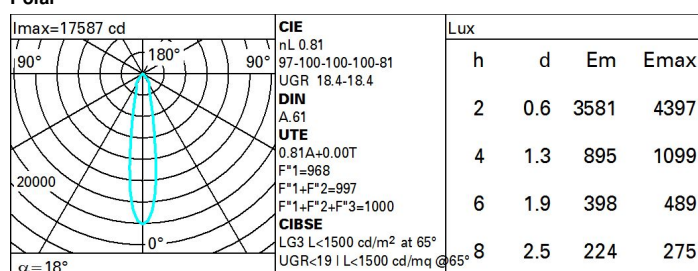
Total lighting output [Lm]: 4042
Total power [W]: 48.6
Luminous efficacy [Lm/W]: 83.2
Life Time: > 50,000h - L80 - B10 (Ta 25°C)

Total luminous flux at or above an angle of 90° [Lm]: 0
Emergency luminous flux [Lm]: /
Voltage [V]: -
Number of optical assemblies: 1

Optical assembly Characteristics Type 1

Light Output Ratio (L.O.R.) [%]: 81
Lamp code: LED
ZVEI Code: LED
Nominal power [W]: 39
Nominal luminous [Lm]: 5000
Lamp maximum intensity [cd]: /
Beam angle [°]: 18°

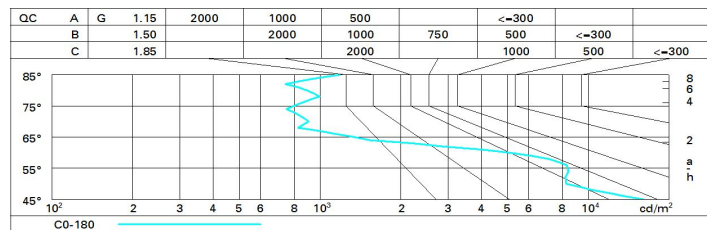
Number of lamps for optical assembly: 1
Socket: /
Ballast losses [W]: 9.6
Colour temperature [K]: 3000
CRI: 90
Wavelength [nm]: /
MacAdam Step: 2

Polar

Utilisation factors

R	77	75	73	71	55	53	33	00	DRR
K0.8	72	68	65	63	67	65	64	62	76
1.0	75	72	69	67	71	68	68	65	81
1.5	79	77	75	73	76	74	73	71	87
2.0	82	80	78	77	79	77	77	74	92
2.5	84	82	81	80	81	80	79	77	95
3.0	85	84	83	82	82	81	80	78	97
4.0	86	85	84	84	83	83	82	80	99
5.0	86	86	85	85	84	84	82	80	100

Luminance curve limit



UGR diagram

Corrected UGR values (at 5000 lm bare lamp luminous flux)											
Riflect.: ceil/cav walls work pl. Room dim x y		0.70	0.70	0.50	0.50	0.30	0.70	0.70	0.50	0.50	0.30
viewed crosswise						viewed endwise					
2H	2H	19.2	20.9	19.6	21.2	21.5	19.2	20.9	19.6	21.2	21.5
	3H	19.1	20.3	19.4	20.6	20.9	19.1	20.3	19.5	20.6	20.9
	4H	19.0	20.1	19.4	20.4	20.7	19.0	20.1	19.4	20.4	20.7
	6H	18.9	20.0	19.3	20.3	20.7	18.9	20.0	19.3	20.3	20.7
	8H	18.9	19.9	19.3	20.3	20.6	18.9	19.9	19.3	20.3	20.6
	12H	18.8	19.9	19.2	20.2	20.6	18.8	19.9	19.2	20.2	20.6
4H	2H	19.0	20.1	19.4	20.4	20.7	19.0	20.1	19.4	20.4	20.7
	3H	18.8	19.9	19.2	20.2	20.6	18.8	19.9	19.2	20.2	20.6
	4H	18.7	19.7	19.1	20.1	20.5	18.7	19.7	19.1	20.1	20.5
	6H	18.5	19.8	18.9	20.2	20.7	18.5	19.8	18.9	20.2	20.7
	8H	18.4	19.8	18.8	20.3	20.7	18.4	19.8	18.8	20.3	20.7
	12H	18.2	19.8	18.7	20.3	20.8	18.2	19.8	18.7	20.3	20.8
8H	4H	18.4	19.8	18.8	20.3	20.7	18.4	19.8	18.8	20.3	20.7
	6H	18.2	19.7	18.7	20.1	20.6	18.2	19.7	18.7	20.1	20.7
	8H	18.2	19.4	18.7	19.9	20.5	18.2	19.4	18.7	19.9	20.5
	12H	18.3	19.2	18.8	19.7	20.2	18.3	19.2	18.8	19.7	20.2
12H	4H	18.2	19.8	18.7	20.3	20.8	18.2	19.8	18.7	20.3	20.8
	6H	18.2	19.4	18.7	19.9	20.5	18.2	19.4	18.7	19.9	20.5
	8H	18.3	19.2	18.8	19.7	20.2	18.3	19.2	18.8	19.7	20.2
Variations with the observer position at spacing:											
S =	1.0H	4.8 / -9.6						4.8 / -9.6			
	1.5H	7.5 / -15.2						7.5 / -15.2			
	2.0H	9.5 / -17.7						9.5 / -17.7			