

Last information update: June 2018

**iPlan - 300 x 1200 mm h 26 mm - neutral white LED- DALI control gear - general light optic****Product code**

ME78

Technical description

Direct and indirect emission pendant luminaire designed to use neutral white 4000K high colour rendering LEDs. Extruded anodised aluminium perimeter profile. The down light LEDs are arranged inside the perimeter, while the up light LEDs are positioned in the upper section. The opal diffuser screen, together with an inner screen and diffusing film, allows optimum diffusion of the direct light. Luminaire set up for simultaneous switch on of both up/down light emission. Product complete with DALI driver, L=1500 mm supporting cables and special power supply base.

Installation

Pendant. System complete with power supply base and L= 1500 mm cables

Dimension (mm)

1200x300x26

Colour

Aluminium (12)

Weight (Kg)

9.4

Mounting

ceiling pendant

Wiring

product complete with DALI electronic components

Complies with EN60598-1 and pertinent regulations



IP20



pending

Product configuration: ME78**Product characteristics**

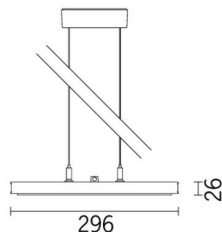
Total lighting output [Lm]: 5183
 Total power [W]: 47
 Luminous efficacy [Lm/W]: 110.3
 Life Time: > 50,000h - L80 - B10 (Ta 25°C)

Total luminous flux at or above an angle of 90° [Lm]: 947
 Emergency luminous flux [Lm]: /
 Voltage [V]: -
 Number of optical assemblies: 1

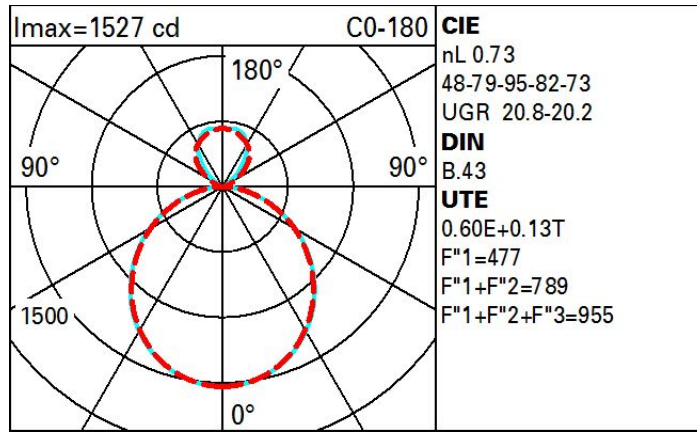
Optical assembly Characteristics Type 1

Light Output Ratio (L.O.R.) [%]: 73
 Lamp code: LED
 ZVEI Code: LED
 Nominal power [W]: 42
 Nominal luminous [Lm]: 7100
 Lamp maximum intensity [cd]: /
 Beam angle [°]: /

Number of lamps for optical assembly: 1
 Socket: /
 Ballast losses [W]: 5
 Colour temperature [K]: 4000
 CRI: 80
 Wavelength [Nm]: /
 MacAdam Step: 3



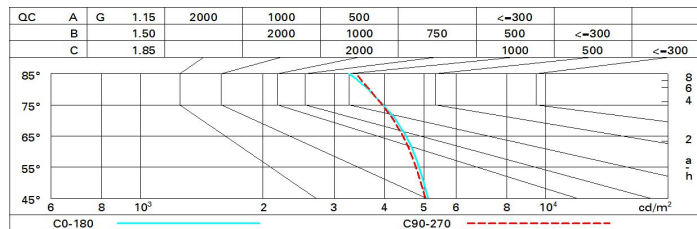
Polar



Utilisation factors

R	77	75	73	71	55	53	33	00	DRR
K0.8	45	38	32	29	35	31	29	24	40
1.0	50	43	38	34	40	36	34	28	47
1.5	57	51	47	43	48	44	42	36	60
2.0	61	56	53	49	53	50	47	41	68
2.5	64	60	56	54	56	53	50	44	74
3.0	65	62	59	57	58	56	53	47	78
4.0	68	65	63	60	61	59	56	50	83
5.0	69	67	65	63	63	61	58	51	86

Luminance curve limit



UGR diagram

Corrected UGR values (at 7100 lm bare lamp luminous flux)											
Reflect.:											
ceiling/cav		0.70	0.70	0.50	0.50	0.30	0.70	0.70	0.50	0.50	0.30
walls		0.50	0.30	0.50	0.30	0.30	0.50	0.30	0.50	0.30	0.30
work pl.		0.20	0.20	0.20	0.20	0.20	0.20	0.20	0.20	0.20	0.20
Room dim		viewed					viewed				
x	y	crosswise					endwise				
2H	2H	17.0	17.9	17.6	18.5	19.1	16.9	17.9	17.5	18.4	19.0
	3H	18.5	19.3	19.1	19.9	20.6	17.4	18.2	18.0	18.8	19.5
	4H	19.1	19.9	19.7	20.5	21.2	17.5	18.3	18.2	18.9	19.6
	6H	19.5	20.3	20.2	20.9	21.6	17.6	18.3	18.2	18.9	19.7
	8H	19.7	20.4	20.3	21.0	21.7	17.6	18.3	18.2	18.9	19.6
	12H	19.8	20.5	20.4	21.1	21.8	17.6	18.2	18.2	18.9	19.6
4H	2H	17.6	18.4	18.2	19.0	19.7	19.0	19.8	19.6	20.4	21.1
	3H	19.3	19.9	19.9	20.6	21.3	19.7	20.3	20.3	21.0	21.7
	4H	20.0	20.6	20.7	21.2	22.0	19.9	20.5	20.6	21.2	21.9
	6H	20.6	21.1	21.2	21.8	22.5	20.1	20.6	20.8	21.3	22.1
	8H	20.8	21.2	21.5	21.9	22.7	20.2	20.7	20.9	21.3	22.2
	12H	20.9	21.3	21.6	22.0	22.9	20.2	20.6	20.9	21.3	22.1
8H	4H	20.2	20.7	20.9	21.4	22.2	20.7	21.2	21.4	21.9	22.7
	6H	20.9	21.3	21.7	22.0	22.9	21.1	21.4	21.8	22.2	23.0
	8H	21.2	21.5	22.0	22.3	23.2	21.2	21.5	21.9	22.3	23.1
	12H	21.4	21.7	22.2	22.5	23.4	21.3	21.6	22.0	22.3	23.2
12H	4H	20.2	20.7	20.9	21.4	22.2	20.9	21.3	21.6	22.0	22.8
	6H	21.0	21.3	21.7	22.1	22.9	21.2	21.6	22.0	22.3	23.2
	8H	21.3	21.6	22.1	22.3	23.2	21.4	21.7	22.2	22.5	23.3
Variations with the observer position at spacing:											
S =	1.0H	0.1 / -0.1					0.1 / -0.1				
	1.5H	0.3 / -0.3					0.3 / -0.4				
	2.0H	0.4 / -0.5					0.4 / -0.5				