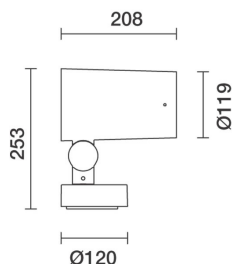


Last information update: June 2018

**Spotlight with base - Warm White Led - integrated electronic control gear - Medium optic****Product code**

EI03

**Technical description**

Spotlight designed to use LED lamps and a Medium optic. The optical assembly and base is made of EN1706AC 46100LF aluminium alloy and subjected to a multi-step, pre-treatment process, in which the main phases are degreasing, fluorozirconation (a protective surface film) and sealing (with a nano-structured silane layer). The following painting stage consists of a primer and a liquid acrylic paint, cured at 150°C, with a high level of weather and UV ray resistance. 5 mm thick tempered sodium-calcium closing glass. Double adjustability allows a 360° rotation about the vertical axis and 90° tilting relative to the horizontal plane. Mechanical aiming locks for rotation on both the vertical axis and horizontal plane. Complete with a monochrome LED circuit and an Opti Beam Lens optic system. The product includes a PG13.5 cable gland. Electronic DALI ballast integrated in product. Option of using optic accessories assembled via an accessory holder frame. All external screws used are made of A2 stainless steel.

**Installation**

Floor, wall, ceiling or ground-installed via pole or stake.

**Dimension (mm)**

Ø119

**Colour**

White (01) | Grey (15)

**Weight (Kg)**

3.85


**Mounting**

wall surface|ground spike

**Wiring**

Double PG.

Complies with EN60598-1 and pertinent regulations

**Product configuration: EI03****Product characteristics**

Total lighting output [Lm]: 1656  
 Total power [W]: 18.3  
 Luminous efficacy [Lm/W]: 90.5  
 Life Time: 95,000h - L80 - B10 (Ta 25°C)  
 Number of optical assemblies: 1

Total luminous flux at or above an angle of 90° [Lm]: 0  
 Emergency luminous flux [Lm]: /  
 Voltage [V]: -  
 Ambient temperature range: from -20°C to +35°C. (\*)

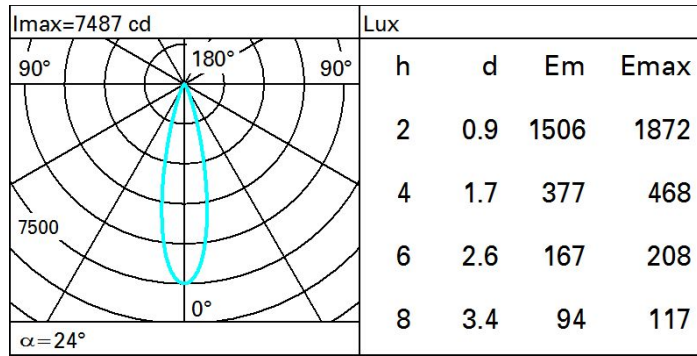
\* Preliminary data

**Optical assembly Characteristics Type 1**

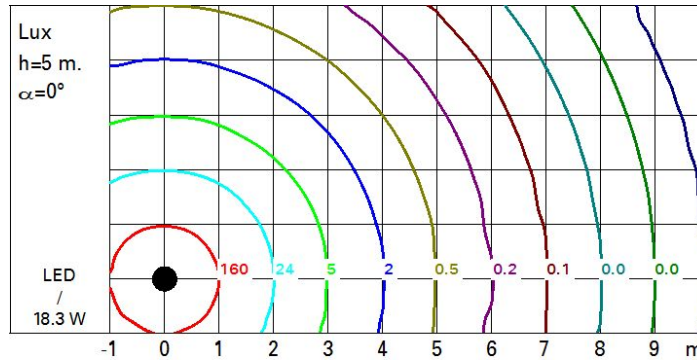
Light Output Ratio (L.O.R.) [%]: 77  
 Lamp code: LED  
 ZVEI Code: LED  
 Nominal power [W]: 16  
 Nominal luminous [Lm]: 2150  
 Lamp maximum intensity [cd]: /  
 Beam angle [°]: 24°

Number of lamps for optical assembly: 1  
 Socket: /  
 Ballast losses [W]: 2.3  
 Colour temperature [K]: 3000  
 CRI: 80  
 Wavelength [Nm]: /  
 MacAdam Step: 2

**Polar**



**Isolux**



**UGR diagram**

Corrected UGR values (at 2150 lm bare lamp luminous flux)											
Reflect.:		viewed crosswise					viewed endwise				
ceiling	cav	0.70	0.70	0.50	0.50	0.30	0.70	0.70	0.50	0.50	0.30
walls		0.50	0.30	0.50	0.30	0.30	0.50	0.30	0.50	0.30	0.30
work pl.		0.20	0.20	0.20	0.20	0.20	0.20	0.20	0.20	0.20	0.20
Room dim											
x	y										
2H	2H	9.5	11.5	9.9	11.8	12.2	9.5	11.5	9.9	11.8	12.2
	3H	9.4	10.9	9.8	11.2	11.6	9.4	10.9	9.8	11.2	11.6
	4H	9.3	10.6	9.7	10.9	11.3	9.4	10.6	9.7	10.9	11.3
	6H	9.3	10.3	9.7	10.6	11.0	9.3	10.3	9.7	10.6	11.0
	8H	9.2	10.2	9.6	10.6	10.9	9.3	10.2	9.6	10.6	11.0
	12H	9.2	10.2	9.6	10.5	10.9	9.2	10.2	9.6	10.5	10.9
4H	2H	9.4	10.6	9.7	10.9	11.3	9.3	10.6	9.7	10.9	11.3
	3H	9.2	10.2	9.6	10.6	10.9	9.2	10.2	9.6	10.6	10.9
	4H	9.1	10.1	9.5	10.4	10.9	9.1	10.1	9.5	10.4	10.9
	6H	8.8	10.3	9.2	10.8	11.3	8.7	10.3	9.2	10.8	11.3
	8H	8.6	10.4	9.1	10.9	11.4	8.6	10.4	9.1	10.9	11.4
	12H	8.5	10.4	9.0	10.9	11.4	8.5	10.4	9.0	10.9	11.4
8H	4H	8.6	10.4	9.1	10.9	11.4	8.6	10.4	9.1	10.9	11.4
	6H	8.5	10.2	9.0	10.7	11.2	8.5	10.2	9.0	10.7	11.2
	8H	8.5	10.0	9.0	10.5	11.0	8.5	10.0	9.0	10.5	11.0
	12H	8.6	9.6	9.1	10.1	10.7	8.6	9.6	9.1	10.1	10.7
12H	4H	8.5	10.4	9.0	10.9	11.4	8.5	10.4	9.0	10.9	11.4
	6H	8.5	10.0	9.0	10.5	11.0	8.5	10.0	9.0	10.5	11.0
	8H	8.6	9.6	9.1	10.1	10.7	8.6	9.6	9.1	10.1	10.7
Variations with the observer position at spacing:											
S =	1.0H	3.9 / -6.8					3.9 / -6.8				
	1.5H	6.5 / -12.5					6.5 / -12.5				
	2.0H	8.5 / -17.7					8.5 / -17.7				