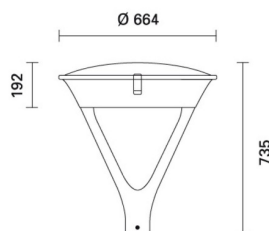


Last information update: June 2018

**Pole-mounted system - Neutral White - SM optic****Product code**

EH55

Technical description

Outdoor luminaire with direct light symmetric optic for a high level of visual comfort (G4), designed to use LED lamps. The optical assembly and the pole attachment system are made of EN1706AC 46100LF aluminium alloy and subjected to a multi-step, pre-treatment process, in which the main phases are degreasing, fluorozirconation (a protective surface film) and sealing (with a nano-structured silane layer). The painting stage consists of a primer and a liquid acrylic paint, cured at 150 °C, with a high level of weather resistance. Optical assembly and door fixed together by a hinge and three clips, allowing tool-free opening. High level IP protection is guaranteed by the silicone seal interposed between the two elements. Stainless steel door automatic retention system. Optical assembly complete with decompression valve, to clear the internal vacuum for easy opening. Complete with circuit having Neutral White monochrome LEDs, silver aluminium reflectors. LEDs can be substituted in the lab in groups of 12. Control gear, connected using quick-couplings and removed using clips. Driver with automatic internal temperature control system. DALI electronic control gear. Midnight mode (100%-70%) or Bi-energy operation without external programming. Personalised Midnight programmable, fixed dimming, compatibility with flux regulators, via a special programming interface. Replaceable control gear.

Installation

Pole-top can be installed on poles ø76mm, for poles ø60mm and ø102mm installation is allowed using accessories 6152 (ø60mm) and 6134 (ø102mm). Versions with poles for burial and with base-plate.

Dimension (mm)

Ø664x735

Colour

Grey (15)

Weight (Kg)

17.5


Mounting

wall arm|ground surface|wall surface

Wiring

The product is supplied wired with outgoing cable and incorporated connector. Overvoltage protection: 10KV Common Mode and 6KV Differential Mode.

Complies with EN60598-1 and pertinent regulations

**Product configuration: EH55****Product characteristics**

Total lighting output [Lm]: 10530
Total power [W]: 100.5
Luminous efficacy [Lm/W]: 104.8
Life Time: 100,000h - L90 - B10 (Ta 25°C)
Life Time: 63,000h - L90 - B10 (Ta 40°C)
Ambient temperature range: from -20°C to +35°C. (*)

Total luminous flux at or above an angle of 90° [Lm]: 0
Emergency luminous flux [Lm]: /
Voltage [V]: -
Life Time: 100,000h - L80 - B10 (Ta 25°C)
Life Time: 100,000h - L80 - B10 (Ta 40°C)
Number of optical assemblies: 1

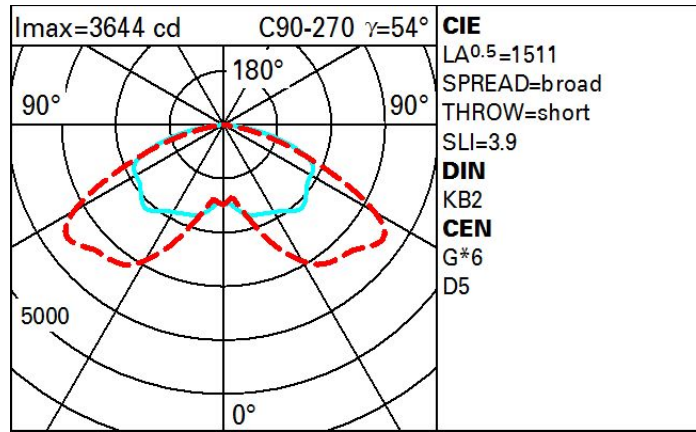
* Preliminary data

Optical assembly Characteristics Type 1

Light Output Ratio (L.O.R.) [%]: 100
Lamp code: LED
ZVEI Code: LED
Nominal power [W]: /
Nominal luminous [Lm]: /
Lamp maximum intensity [cd]: /
Beam angle [°]: /

Number of lamps for optical assembly: 1
Socket: /
Ballast losses [W]: 7.5
Colour temperature [K]: 4000
CRI: 70
Wavelength [nm]: /
MacAdam Step: 5

Polar



Isolux

