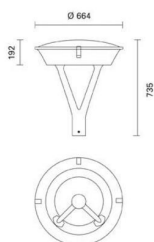


Last information update: June 2018

**Pole-mounted system - Neutral White - ST1 optic****Product code**

EH50

**Technical description**

Outdoor luminaire with direct light street optic for a high level of visual comfort (G4), designed to use LED lamps. The optical assembly and the pole attachment system are made of EN1706AC 46100LF aluminium alloy and subjected to a multi-step, pre-treatment process, in which the main phases are degreasing, fluorozirconation (a protective surface film) and sealing (with a nano-structured silane layer). The painting stage consists of a primer and a liquid acrylic paint, cured at 150 °C, with a high level of weather resistance. Optical assembly and door fixed together by a hinge and three clips, allowing tool-free opening. High level IP protection is guaranteed by the silicone seal interposed between the two elements. Stainless steel door automatic retention system. Optical assembly complete with decompression valve, to clear the internal vacuum for easy opening. Complete with circuit having Neutral White monochrome LEDs, silver aluminium reflectors. LEDs can be substituted in the lab in groups of 12. Control gear, connected using quick-couplings and removed using clips. Driver with automatic internal temperature control system. DALI electronic control gear. Midnight mode (100%-70%) or Bi-energy operation without external programming. Personalised Midnight programmable, fixed dimming, compatibility with flux regulators, via a special programming interface. Replaceable control gear.

**Installation**

Pole-top can be installed on poles  $\varnothing 76\text{mm}$ , for poles  $\varnothing 60\text{mm}$  and  $\varnothing 102\text{mm}$  installation is allowed using accessories 6152 ( $\varnothing 60\text{mm}$ ) and 6134 ( $\varnothing 102\text{mm}$ ). Versions with poles for burial and with base-plate.

**Dimension (mm)** $\varnothing 664 \times 735$ **Colour**

Grey (15)

**Weight (Kg)**

17.5


**Mounting**

wall arm|ground surface|wall surface

**Wiring**

The product is supplied wired with outgoing cable and incorporated connector. Overvoltage protection: 10KV Common Mode and 6KV Differential Mode.

Complies with EN60598-1 and pertinent regulations

**Product configuration: EH50****Product characteristics**

Total lighting output [Lm]: 8380  
 Total power [W]: 84.6  
 Luminous efficacy [Lm/W]: 99.1  
 Life Time: 100,000h - L90 - B10 (Ta 25°C)  
 Life Time: 100,000h - L90 - B10 (Ta 40°C)  
 Ambient temperature range: from -20°C to +35°C. (\*)

\* Preliminary data

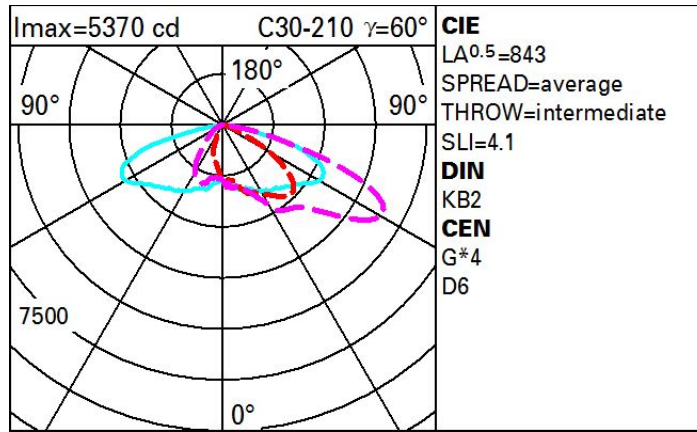
Total luminous flux at or above an angle of 90° [Lm]: 0  
 Emergency luminous flux [Lm]: /  
 Voltage [V]: -  
 Life Time: 100,000h - L80 - B10 (Ta 25°C)  
 Life Time: 100,000h - L80 - B10 (Ta 40°C)  
 Number of optical assemblies: 1

**Optical assembly Characteristics Type 1**

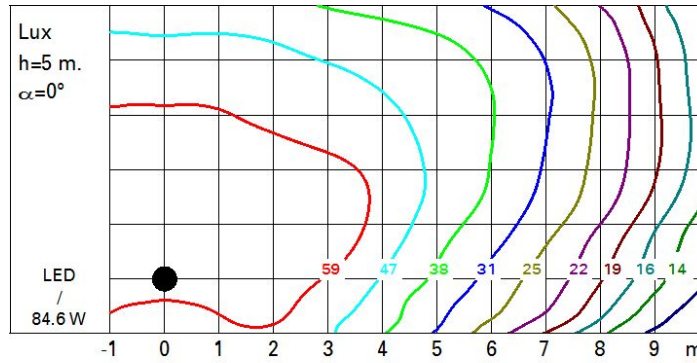
Light Output Ratio (L.O.R.) [%]: 100  
 Lamp code: LED  
 ZVEI Code: LED  
 Nominal power [W]: /  
 Nominal luminous [Lm]: /  
 Lamp maximum intensity [cd]: /  
 Beam angle [°]: /

Number of lamps for optical assembly: 1  
 Socket: /  
 Ballast losses [W]: 7.6  
 Colour temperature [K]: 3000  
 CRI: 70  
 Wavelength [Nm]: /  
 MacAdam Step: 5

**Polar**



**Isolux**



**Utilisation factors**

