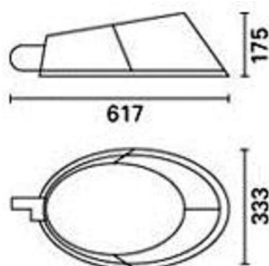


Last information update: June 2018

**Pole-mounted system - Warm White - ST1.2 optic****Product code**

EH28

Technical description

Outdoor luminaire with direct light street optic for a high level of visual comfort (G4), designed to use LED lamps. The optical assembly and the pole attachment system are made of EN1706AC 46100LF aluminium alloy, subjected to a multi-step, pre-treatment process, in which the main phases are degreasing, fluorozirconation (a protective surface film) and sealing (with a nano-structured silane layer). The painting stage consists of a primer and a liquid acrylic paint, cured at 150 °C, with a high level of weather resistance. Adjustment option, with graduated scale, for angle of $\pm 15^\circ$ in relation to the road surface. Diffuser secured with silicone to the 4 mm thick sodium - calcium glass. The glass and frame close the optical assembly at the bottom. The lower frame and cover are fixed together by 4 captive screws. The high IP rating is guaranteed by the 60 Shore grey silicone gasket placed between the two elements. Slots in the frame allow rainwater drainage. Complete with circuit having Neutral White monochrome LEDs, silver aluminium reflectors. LEDs can be substituted in the lab in groups of 12. DALI electronic control gear. Midnight mode (100%-70%) or Bi-energy operation without external programming. Personalised Midnight programmable, fixed dimming, compatibility with flux regulators, via a special programming interface. Selv 220-240V ac 50/60Hz electronic ballast. Replaceable control gear. The optical assembly is fixed to the wall-mounting or pole-top attachment by two fixing screws. Two safety bolts make it easy to fit. The light flow emitted in the upper hemisphere of the Lavinia System in the horizontal position is null (in conformity with the strictest standards for the prevention of light pollution). All screws used are made of stainless steel.

Installation

The floodlight can be installed on a pole (even with an arm), with single, double ($\varnothing 60/76/102/120$ mm) or triple ($\varnothing 102/120$ mm) pole-top attachment, or it can be wall-mounted. Versions with poles for burial and with base-plate. Installation on pole with arms, made of hot galvanised steel coated with acrylic liquid paint, using a flange with $\varnothing 102/120$ mm (for all poles).

Dimension (mm)

617x333x175

Colour

Grey (15)

Weight (Kg)

8.1

Mounting

wall arm|ground surface|wall surface

Wiring

The attachment guarantees the completely safe passage of power cables, avoiding piercing. The product is powered by cables from a pre-wiring box with terminal block and a 6.3 A T fuse that guarantees overvoltage protection: 10KV Common Mode and 6KV Differential Mode. The product is kept perfectly watertight at the power cable entry point by means of a PG M24x1.5 mm cable gland made of thermoplastic material with a thrust ring and rubber gasket that together achieve a class II insulation rating.

Complies with EN60598-1 and pertinent regulations

IK09 IP66

**Product configuration: EH28****Product characteristics**

Total lighting output [Lm]: 9010
 Total power [W]: 84.1
 Luminous efficacy [Lm/W]: 107.1
 Life Time: 100,000h - L90 - B10 (Ta 25°C)
 Life Time: 100,000h - L90 - B10 (Ta 40°C)
 Ambient temperature range: from -20°C to +35°C. (*)

Total luminous flux at or above an angle of 90° [Lm]: 0
 Emergency luminous flux [Lm]: /
 Voltage [V]: -
 Life Time: 100,000h - L80 - B10 (Ta 25°C)
 Life Time: 100,000h - L80 - B10 (Ta 40°C)
 Number of optical assemblies: 1

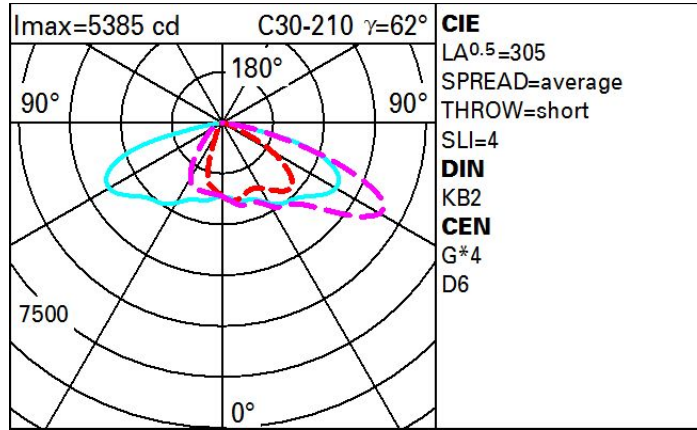
* Preliminary data

Optical assembly Characteristics Type 1

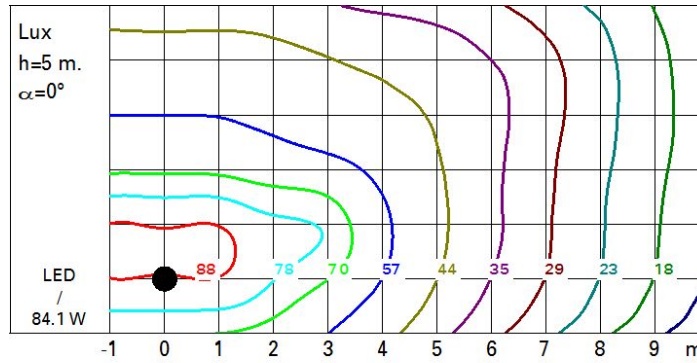
Light Output Ratio (L.O.R.) [%]: 100
 Lamp code: LED
 ZVEI Code: LED
 Nominal power [W]: /
 Nominal luminous [Lm]: /
 Lamp maximum intensity [cd]: /
 Beam angle [°]: /

Number of lamps for optical assembly: 1
 Socket: /
 Ballast losses [W]: 8.1
 Colour temperature [K]: 3000
 CRI: 70
 Wavelength [Nm]: /
 MacAdam Step: 5

Polar



Isolux



Utilisation factors

