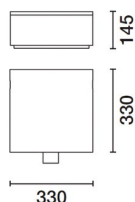


Last information update: June 2018

**Pole-mounted system - Neutral White - ST1 optic****Product code**

EH11

Technical description

Outdoor luminaire with direct light street optic for a high level of visual comfort (G4), designed to use LED lamps. The optical assembly and the pole attachment system are made of EN1706AC 46100LF aluminium alloy, subjected to a multi-step, pre-treatment process, in which the main phases are degreasing, fluorozirconation (a protective surface film) and sealing (with a nano-structured silane layer). The painting stage consists of a primer and a liquid acrylic paint, cured at 150 °C, with a high level of weather resistance. Adjustment with graduated scale for angle relative to the road surface + 15°/-5°. 4 mm thick sodium-calcium glass diffuser. Optical assembly and door fixed together by a hinge and two clips, allowing tool-free opening. High level IP66 protection is guaranteed by the 50 Shore black silicone seal interposed between the two elements. Steel lid automatic retention system. Optical assembly complete with decompression valve, to clear the internal vacuum for easy opening. Complete with circuit having Neutral White monochrome LEDs, silver aluminium reflectors. LEDs can be substituted in the lab in groups of 12. Control gear, connected using quick-couplings and removed using clips. Driver with automatic internal temperature control system. Driver with 4 different operating profiles, without the aid of external controls, fixed profiles (1_2_3) at 100% corresponding to three different lumen outputs and profile (4) with midnight point recognition and lumen output related to profile 1. Profiles can be selected using microswitches (operating cycles can be customised using dedicated software and a dedicated USB interface). Dali and 0_10V versions available upon request. DALI electronic control gear. Midnight mode (100%-70%) or Bi-energy operation without external programming. Personalised Midnight programmable, fixed dimming, compatibility with flux regulators, via a special programming interface. Replaceable control gear. The optical assembly is fixed to the wall-mounting or pole-top attachment by two fixing screws with the Elicel system. Two safety bolts make it easy to fit. There is no light dispersion into the upper hemisphere above this luminaire in the horizontal position (in conformity with the strictest standards for the prevention of light pollution). All external screws are made of stainless steel.

Installation

The floodlight can be installed on a pole (even with an arm), with single, double (ø60/ø76/ø102/ø120mm) or triple (ø102/ø120mm) pole-top attachment, or it can be wall-mounted. Installation on a pole may be flush with 6000 mm, 7000 mm or 8000 mm poles (from iGuzzini), or external (with poles not from iGuzzini). Versions with poles for burial and a base plate. Installation on pole with arms, made of hot galvanised steel coated with acrylic liquid paint, using a flange with ø102/ø120 mm (for all poles) or with screws.

Dimension (mm)

330x330x145

Colour

Grey (15)

Weight (Kg)

10.2

Mounting

wall arm|ground surface|wall surface

Wiring

The attachment guarantees the completely safe passage of power cables, avoiding piercing. Overvoltage protection: 10KV Common Mode and 6KV Differential Mode. The product is powered by cables from a pre-wiring box with terminal block and 6.3 A T fuse and resistance to mains voltage peaks up to 10KV (with Varistor). Product perfect watertightness at the power cable entry point is guaranteed by the PG M24x1.5 mm cable gland made of thermoplastic material with a thrust ring and rubber gasket that together achieve a class II insulation rating.

Complies with EN60598-1 and pertinent regulations

IK09 IP66

**Product configuration: EH11****Product characteristics**

Total lighting output [Lm]: 9180
 Total power [W]: 84.1
 Luminous efficacy [Lm/W]: 109.2
 Life Time: 100,000h - L90 - B10 (Ta 25°C)
 Life Time: 46,000h - L90 - B10 (Ta 40°C)
 Ambient temperature range: from -20°C to +35°C. (*)

Total luminous flux at or above an angle of 90° [Lm]: 0
 Emergency luminous flux [Lm]: /
 Voltage [V]: -
 Life Time: 100,000h - L80 - B10 (Ta 25°C)
 Life Time: 100,000h - L80 - B10 (Ta 40°C)
 Number of optical assemblies: 1

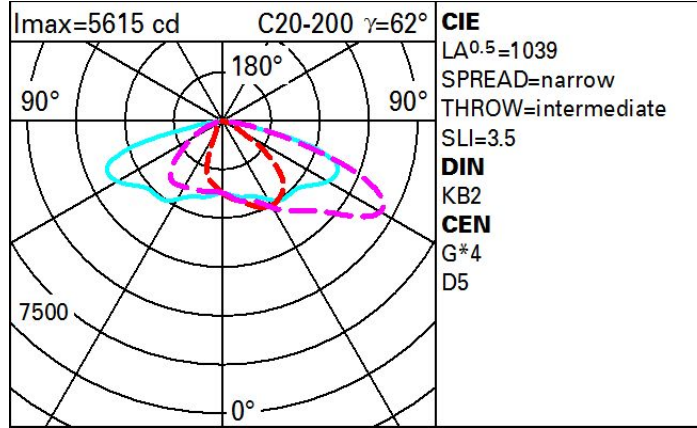
* Preliminary data

Optical assembly Characteristics Type 1

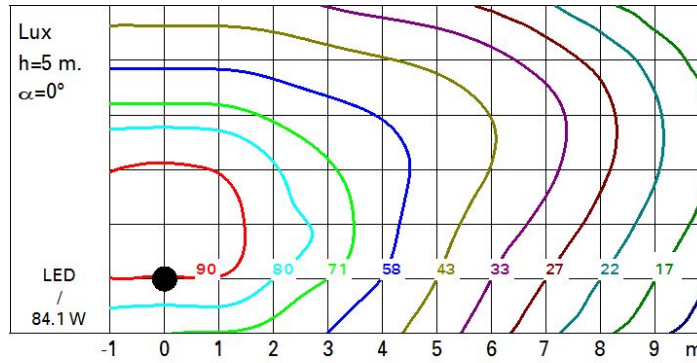
Light Output Ratio (L.O.R.) [%]: 100
 Lamp code: LED
 ZVEI Code: LED
 Nominal power [W]: /
 Nominal luminous [Lm]: /
 Lamp maximum intensity [cd]: /
 Beam angle [°]: /

Number of lamps for optical assembly: 1
 Socket: /
 Ballast losses [W]: 8.1
 Colour temperature [K]: 4000
 CRI: 70
 Wavelength [Nm]: /
 MacAdam Step: 5

Polar



Isolux



Utilisation factors

