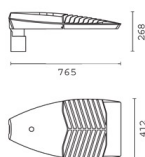


Last information update: May 2018


Pole-mounted system – ST1.C optic – Neutral White – Middle of the Night – ø46–60–76mm
Product code

ED16

Technical description

Outdoor luminaire with high visual comfort (G6) down light street optic, designed to use LED lamps. The optical assembly and the pole attachment system are made of EN1706AC 46100LF aluminium alloy and subjected to a multi-step, pre-treatment process, in which the main phases are: degreasing, fluorozirconation (a protective surface film) and sealing (with a nano-structured silane layer). The painting stage consists of a primer and a liquid acrylic paint, cured at 150 °C, with a high level of weather resistance. Option of also adjusting, with a graduated scale, the inclination in relation to the road surface of +15°/-10° (in 5° steps) for a pole-top installation and +5°/20° (in 5° steps) for a lateral installation. 5 mm thick tempered sodium-calcium closure glass. The glass secured to the frame closes the led optical assembly which is secured to the components assembly with a hinge and 2 screws. The high IP rating is guaranteed by the silicone gasket placed between the two elements. Complete with circuit featuring monochrome LEDs and silver aluminium reflectors. LED assembly can be replaced directly on site. Possibility of replacing the LEDs in groups of 12 in the laboratory. Middle of the Night (100%-70%) electronic control gear. Dali or Bi-energy mode without external programming operation. Customised Midnight programming, fixed dimming and compatibility with flow regulators via a special programming interface. Control gear connected with quick-coupling connectors. Driver with automatic internal temperature control system. Tool-free removable control gear plate unit. The optical assembly is fixed to the wall-mounted or pole-top attachment with two clamping screws and two safety grub screws facilitate assembly. The light flow emitted in the upper hemisphere of the system in the horizontal position is null (in conformity with the strictest standards for the prevention of light pollution). All external screws are made of stainless steel.

Installation

The floodlight can be installed with pole-top or lateral mounting using a die-cast aluminium pole-top for diameters of 46/60/76 mm. Diameters from 60 to 76 mm without using the standard adaptor, and from 46 to 60 mm with the adaptor. Secured to the pole by two bolts and two safety locking nuts.

Dimension (mm)

765x412x268

Colour

Grey (15)

Weight (Kg)

15.3

Mounting

wall arm|pole-top

Wiring

The pole-top attachment guarantees the completely safe passage of power cables, avoiding piercing. 6-pole terminal board for ø 7-14mm cables. Overvoltage protection: 10KV Common Mode and 6KV Differential Mode

Complies with EN60598-1 and pertinent regulations


Product configuration: ED16
Product characteristics

Total lighting output [Lm]: 4040
 Total power [W]: 34.2
 Luminous efficacy [Lm/W]: 118.1
 Life Time: 100,000h - L90 - B10 (Ta 25°C)
 Life Time: 100,000h - L90 - B10 (Ta 40°C)
 Ambient temperature range: from -20°C to +35°C. (*)

Total luminous flux at or above an angle of 90° [Lm]: 0
 Emergency luminous flux [Lm]: /
 Voltage [V]: 230
 Life Time: 100,000h - L80 - B10 (Ta 25°C)
 Life Time: 100,000h - L80 - B10 (Ta 40°C)
 Number of optical assemblies: 1

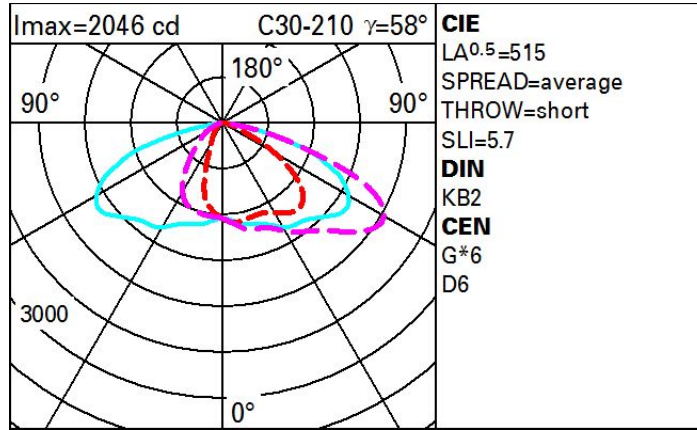
* Preliminary data

Optical assembly Characteristics Type 1

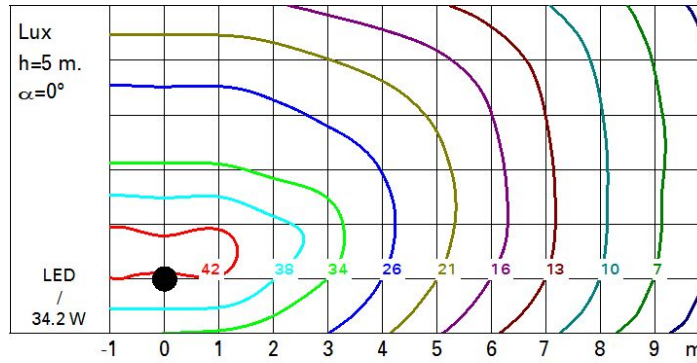
Light Output Ratio (L.O.R.) [%]: 100
 Lamp code: LED
 ZVEI Code: LED
 Nominal power [W]: /
 Nominal luminous [Lm]: /
 Lamp maximum intensity [cd]: /
 Beam angle [°]: /

Number of lamps for optical assembly: 1
 Socket: /
 Ballast losses [W]: 4.2
 Colour temperature [K]: 4000
 CRI: 70
 Wavelength [Nm]: /
 MacAdam Step: 5

Polar



Isolux



Utilisation factors

