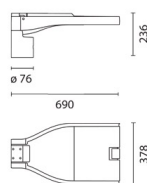


Last information update: May 2018



Pole-mounted system – ST1 optic - Warm White - Dali - ø60-76mm-Disconnecting switch

Product code
E962

Technical description

Outdoor luminaire with direct light street optic, designed to use LED lamps. The optical assembly and the pole attachment system are made of EN1706AC 46100LF aluminium alloy and subjected to a multi-step, pre-treatment process, in which the main phases are: degreasing, fluorozirconation (a protective surface film) and sealing (with a nano-structured silane layer). The painting stage consists of a primer and a textured acrylic paint, cured at 150 °C, with a high level of weather and UV ray resistance. Option of adjusting the inclination in relation to the road surface by +20°/-5° (in 5° steps) for a pole-top installation and +5°/-20° (in 5° steps) for a lateral installation. 5 mm thick extra-clear sodium-calcium closure glass. Screw-free opening using an anodized extruded aluminium clip. Upper door retaining system. The high IP rating is guaranteed by the silicone gasket placed between the two elements. Complete with circuit having monochrome LEDs and polymer optic multilayer lenses. LEDs can be substituted in groups of 6. DALI electronic control gear. Midnight (100%-70%) with external programming mode operation. Customised Midnight programming, fixed dimming and compatibility with flow regulators via a special programming interface. Control gear connected with quick-coupling connectors. Driver with automatic internal temperature control system. Tool-free removable control gear unit. The light flow emitted in the upper hemisphere of the system in the horizontal position is null (in conformity with the strictest standards for the prevention of light pollution). All external screws are made of stainless steel.

Installation

The floodlight can be installed with a pole-top or lateral mounting using a die-cast aluminium pole-top for 60/76mm diameter pole ends.

Dimension (mm)
690x378x236

Colour
Grey (15)

Weight (Kg)
10.4

Mounting

wall arm|pole arm|pole-top side entry|pole-top bottom entry

Wiring

The attachment guarantees the completely safe passage of power cables to the disconnecting switch, avoiding piercing. Cable gland for ø 7-14mm cables. Overvoltage protection: 10KV Common Mode and 6KV Differential Mode.

Complies with EN60598-1 and pertinent regulations



Product configuration: E962

Product characteristics

Total lighting output [Lm]: 14520
Total power [W]: 129.8
Luminous efficacy [Lm/W]: 111.9
Life Time: 100,000h - L90 - B10 (Ta 25°C)
Life Time: 100,000h - L90 - B10 (Ta 40°C)
Ambient temperature range: from -20°C to +35°C. (*)

Total luminous flux at or above an angle of 90° [Lm]: 0
Emergency luminous flux [Lm]: /
Voltage [V]: 230
Life Time: 100,000h - L80 - B10 (Ta 25°C)
Life Time: 100,000h - L80 - B10 (Ta 40°C)
Number of optical assemblies: 1

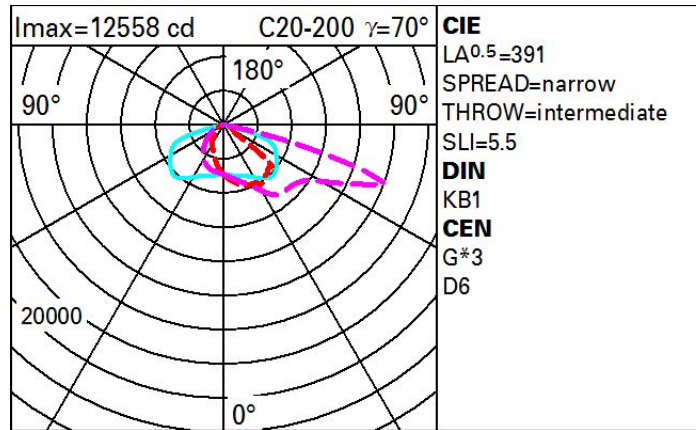
* Preliminary data

Optical assembly Characteristics Type 1

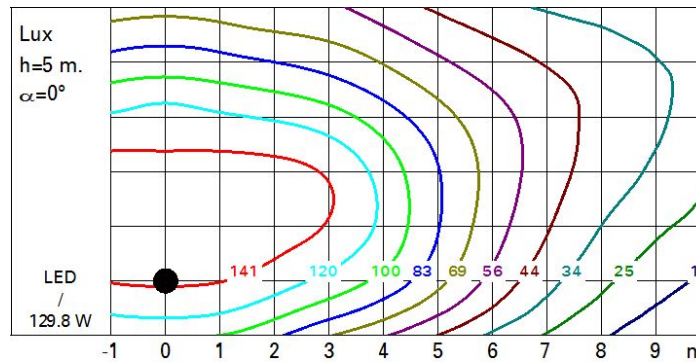
Light Output Ratio (L.O.R.) [%]: 100
Lamp code: LED
ZVEI Code: LED
Nominal power [W]: /
Nominal luminous [Lm]: /
Lamp maximum intensity [cd]: /
Beam angle [°]: /

Number of lamps for optical assembly: 1
Socket: /
Ballast losses [W]: 9.8
Colour temperature [K]: 3000
CRI: 70
Wavelength [nm]: /
MacAdam Step: 5

Polar



Isolux



Utilisation factors

