


Last information update: May 2018

**Floor recessed Orbit D=50mm - Flood optic****Product code**  
E080**Technical description**

Recessed luminaire that can be installed in walls, ceilings and floors (only with a spring). It is designed to use white monochrome LED lamps, powered with a continuous current of Max 350mA per luminaire. The D = 28 mm round frame has hidden screws, an AISI 304 stainless steel body and frame and an extra-clear, sodium - calcium tempered glass cover. The luminaire is fixed to the outer casing using special locking seals that hold it in place. The unit comes complete with LED circuit and a metallized plastic OPTI BEAM reflector. The product's wiring system features an A2 stainless steel cable gland with a 1800 mm long H05RNF type 2x1 mm<sup>2</sup> output power cable. The cable is equipped with an anti-transpiration device (IP68) that consists of a silicone-coated joint located on the power cable. Two types of outer casing are available for installation and both can be ordered separately from the plastic optic assembly. The glass unit, optical assembly and outer casing together guarantee a maximum static load resistance of 2000 kg. The maximum surface temperature of the glass is less than 40°. Luminaire protected against polarity inversion. Inclusive of BY-PASS device that allows the series-connected system to work in case of faults.C.

**Installation**

The product is fixed to the outer casing using special locking seals with toolfree installation. The unit can be recessed in floors, ceilings or walls using the outer casing for installation. It can also be installed in counter walls and false ceilings using special spring accessories to be ordered separately.

**Dimension (mm)**

Ø50x71

**Colour**

Steel (13)

**Weight (Kg)**

0.54

**Mounting**

wall recessed|Floor recessed|ceiling recessed|ground recessed

**Wiring**

Ballasts available: 350mA traditional and watertight IP67 versions. The product comes complete with a 1800 mm long H05RNF type 2x1 mm<sup>2</sup> output power cable and an electronic plate with a 350mA Max LED. Ballast to be ordered separately.

**Notes**

IP68 rating on both the product and the cable using IP68 connectors \* The product is not suitable for installation in swimming pools and fountains.

Complies with EN60598-1 and pertinent regulations



IK07

IP68

Immersione completa per periodi limitati, non idoneo in piscine e fontane.



The lighting fixtures were designed and tested to withstand a static load of up to 20000 N and to resist drive-over stress. The fixtures may not be installed in areas where snowplows are used, or where the drive-over speed exceeds 50 km/h.

**Product configuration: E080****Product characteristics**

Total lighting output [Lm]: 318.3  
Total power [W]: 4  
Luminous efficacy [Lm/W]: 79.6  
Life Time: 100,000h - L80 - B10 (Ta 25° C)  
Number of optical assemblies: 1

Total luminous flux at or above an angle of 90° [Lm]: 318.3  
Emergency luminous flux [Lm]: /  
Voltage [V]: -  
Ambient temperature range: from -20° C to +35° C. (\*)

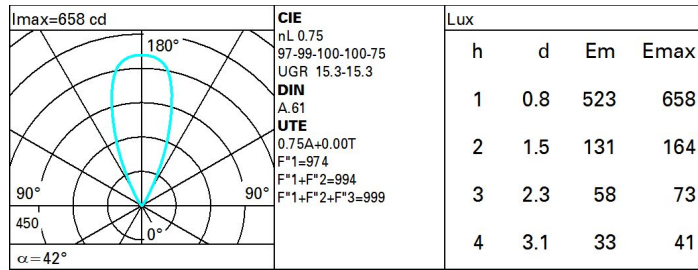
\* Preliminary data

**Optical assembly Characteristics Type 1**

Light Output Ratio (L.O.R.) [%]: 75  
Lamp code: LED  
ZVEI Code: LED  
Nominal power [W]: 3.8  
Nominal luminous [Lm]: 425  
Lamp maximum intensity [cd]: /  
Beam angle [°]: 42°

Number of lamps for optical assembly: 1  
Socket: /  
Ballast losses [W]: 0.2  
Colour temperature [K]: 3000  
CRI: 80  
Wavelength [Nm]: /  
MacAdam Step: 3

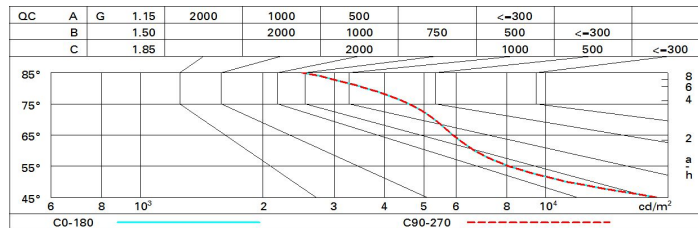
**Polar**



**Utilisation factors**

R	77	75	73	71	55	53	33	00	DRR
K0.8	67	63	61	59	62	60	60	57	77
1.0	70	67	64	62	66	64	63	61	81
1.5	74	71	69	67	70	68	68	65	87
2.0	76	74	73	71	73	72	71	69	92
2.5	77	76	75	74	75	74	73	71	95
3.0	78	77	77	76	76	75	74	73	97
4.0	79	79	78	78	77	77	76	74	99
5.0	80	79	79	79	78	78	76	75	100

**Luminance curve limit**



**UGR diagram**

Corrected UGR values (at 425 lm bare lamp luminous flux)											
Reflect.:		0.70	0.70	0.50	0.50	0.30	0.70	0.70	0.50	0.50	0.30
ceiling/cav		0.70	0.70	0.50	0.50	0.30	0.70	0.70	0.50	0.50	0.30
walls		0.50	0.30	0.50	0.30	0.30	0.50	0.30	0.50	0.30	0.30
work pl.		0.20	0.20	0.20	0.20	0.20	0.20	0.20	0.20	0.20	0.20
Room dim		viewed crosswise					viewed endwise				
x	y										
2H	2H	15.3	15.9	15.6	16.1	16.4	15.3	15.9	15.6	16.1	16.4
	3H	15.3	15.9	15.6	16.1	16.4	15.2	15.8	15.5	16.0	16.3
	4H	15.3	15.9	15.7	16.1	16.4	15.2	15.7	15.5	16.0	16.3
	6H	15.3	15.8	15.7	16.1	16.4	15.1	15.6	15.5	15.9	16.2
	8H	15.3	15.8	15.7	16.1	16.4	15.1	15.5	15.4	15.9	16.2
	12H	15.3	15.7	15.7	16.1	16.4	15.0	15.5	15.4	15.8	16.2
4H	2H	15.2	15.7	15.5	16.0	16.3	15.3	15.9	15.7	16.1	16.4
	3H	15.3	15.7	15.7	16.1	16.4	15.4	15.8	15.7	16.1	16.5
	4H	15.3	15.7	15.7	16.1	16.5	15.3	15.7	15.7	16.1	16.5
	6H	15.4	15.7	15.8	16.1	16.5	15.3	15.6	15.7	16.0	16.5
	8H	15.3	15.7	15.8	16.1	16.5	15.3	15.6	15.7	16.0	16.4
	12H	15.3	15.6	15.8	16.0	16.5	15.2	15.5	15.7	15.9	16.4
8H	4H	15.3	15.6	15.7	16.0	16.4	15.3	15.7	15.8	16.1	16.5
	6H	15.3	15.6	15.8	16.0	16.5	15.3	15.6	15.8	16.0	16.5
	8H	15.3	15.5	15.8	16.0	16.5	15.3	15.5	15.8	16.0	16.5
	12H	15.3	15.5	15.8	16.0	16.5	15.3	15.5	15.8	16.0	16.5
12H	4H	15.2	15.5	15.7	15.9	16.4	15.3	15.6	15.8	16.0	16.5
	6H	15.3	15.5	15.8	16.0	16.5	15.3	15.5	15.8	16.0	16.5
	8H	15.3	15.5	15.8	16.0	16.5	15.3	15.5	15.8	16.0	16.5
Variations with the observer position at spacing:											
S =	1.0H	4.2 / -4.0					4.2 / -4.0				
	1.5H	6.8 / -4.6					6.8 / -4.6				
	2.0H	8.7 / -5.0					8.7 / -5.0				