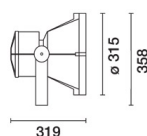


Last information update: May 2018



Floodlight with bracket - RGB LED - Electronic 220-240V ac - DMX512-RDM - Spot optic

Product code

BV52

Technical description

Direct light luminaire, designed to use RGB LED lamps (Red, Green, Blue), a Spot optic and DMX512-RDM control with searching and addressing function. Can be installed at ground level, on walls (using screw anchors) and on pole mounting systems. Consists of an optical assembly, frame, component box, rear cover and bracket. Optical assembly, component box, rear cover, bracket studs and frame are made of painted, die-cast aluminium. The painting process includes a multi-step, pre-treatment process, in which the main phases are degreasing, fluorozirconation (a protective surface film) and sealing (with a nano-structured silane layer). The following painting stage consists of a primer and a liquid acrylic paint, cured at 150 °C, with a high level of weather and UV ray resistance. The frame is fastened to the optical assembly by captive screws and a stainless steel retaining cable. Slots in the frame allow rainwater drainage. The tempered sodium-calcium sealing glass is transparent, with customised serigraphy, 4mm thick, and fitted with a 50-60 shore silicone seal. The glass+seal unit is fixed to the frame with silicone. Complete with multi-LED plate with individual LEDs in Red, Green and Blue (RGB), a built-in electronic ballast and a DMX512-RDM control card. Fitted with optics with a plastic (methacrylate) lens creating a Spot beam. The ballast and electronic card holding plate is made of aluminium and complete with spacers and captive screws; extraordinary maintenance is simplified thanks to quick-coupling connectors located between the control gear and LED circuit; the optical assembly can also be easily accessed thanks to a nickel-plated brass decompression valve. The floodlight can be adjusted by $\pm 115^\circ$ in the vertical plane by means of a 5mm thick, studded and painted steel bracket with a 10° step graduated scale, fitted with mechanical blocks that guarantee stable aiming of the beam of light. Horizontal aiming is performed using the holes and slots in the bracket; and pass-through wiring can also be used thanks to the double M24x1.5 nickel-plated brass cable gland (suitable for cables with 7-16mm diameter). Each cable can carry both the DMX signal and the mains power supply. All external screws used are made of A2 stainless steel and are of the captive type. The luminaire technical characteristics conform to EN60598-1 standards and particular requirements.

Installation

The luminaire can be installed at ground level or on walls using the supporting bracket fixed with screw anchors (Fisher type or similar). It can also be installed in the MultiWoody pole system and FrameWoody square structure using the appropriate accessories for poles.

Dimension (mm)

Ø315x319

Colour

Grey (15)

Weight (Kg)

7.6

Mounting

wall arm|pole arm|ground surface|wall surface|ceiling surface|u-bracket

Wiring

Control gear complete with electronic ballast 220÷240V ac, 50/60Hz with a DMX512-RDM control. For the connection between the DMX signal cable and the power supply cable a Y connector - IP68 code no.BZN7 - is available.

Notes

Product complete with LED lamp. The DMX specifications require a 120 ohm terminating resistor to be inserted (code no. BZQ7) between the DATA+ and DATA- cables of the last product in the line. If there is no DMX signal, the product performs a dynamic default sequence. Dali versions and DMX512 versions with self-addressing are available on request.

Complies with EN60598-1 and pertinent regulations



Product configuration: BV52

Product characteristics

Total lighting output [Lm]: 1482

Total power [W]: 41

Luminous efficacy [Lm/W]: 36.1

Life Time: 50,000h - L80 - B10 (Ta 25 °C)

Ambient temperature range: from -20 °C to +35 °C.

Total luminous flux at or above an angle of 90° [Lm]: 0

Emergency luminous flux [Lm]: /

Voltage [V]: -

Life Time: 50,000h - L80 - B20 (Ta 40 °C)

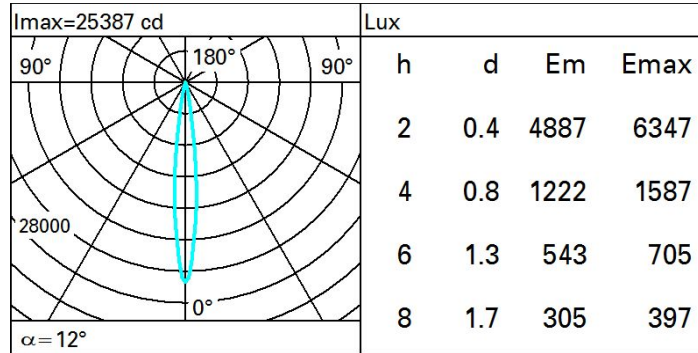
Number of optical assemblies: 1

Optical assembly Characteristics Type 1

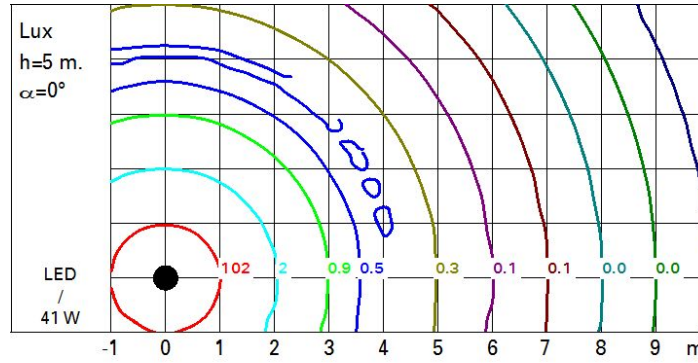
Light Output Ratio (L.O.R.) [%]: 76
 Lamp code: LED
 ZVEI Code: LED
 Nominal power [W]: 34
 Nominal luminous [Lm]: 1950
 Lamp maximum intensity [cd]: /
 Beam angle [°]: 12°

Number of lamps for optical assembly: 1
 Socket: /
 Ballast losses [W]: 7
 Colour temperature [K]: /
 CRI: /
 Wavelength [Nm]: /
 MacAdam Step: /

Polar



Isolux



UGR diagram

Corrected UGR values (at 1950 lm bare lamp luminous flux)											
Reflect.:		0.70	0.70	0.50	0.50	0.30	0.70	0.70	0.50	0.50	0.30
ceiling/cav		0.70	0.70	0.50	0.50	0.30	0.70	0.70	0.50	0.50	0.30
walls		0.50	0.30	0.50	0.30	0.30	0.50	0.30	0.50	0.30	0.30
work pl.		0.20	0.20	0.20	0.20	0.20	0.20	0.20	0.20	0.20	0.20
Room dim		viewed crosswise					viewed endwise				
x	y										
2H	2H	-2.6	-0.6	-2.3	-0.3	0.0	-2.6	-0.6	-2.3	-0.3	0.0
	3H	-2.4	-1.2	-2.0	-0.9	-0.6	-2.5	-1.3	-2.1	-1.0	-0.7
	4H	-2.3	-1.4	-1.9	-1.1	-0.8	-2.5	-1.6	-2.1	-1.3	-1.0
	6H	-2.2	-1.7	-1.8	-1.4	-1.0	-2.4	-1.9	-2.1	-1.6	-1.3
	8H	-2.3	-1.6	-1.9	-1.3	-1.0	-2.5	-1.9	-2.1	-1.5	-1.2
	12H	-2.4	-1.6	-2.0	-1.2	-0.8	-2.6	-1.8	-2.2	-1.5	-1.1
4H	2H	-2.5	-1.6	-2.1	-1.3	-1.0	-2.3	-1.4	-1.9	-1.1	-0.8
	3H	-2.2	-1.4	-1.8	-1.1	-0.7	-2.1	-1.3	-1.7	-1.0	-0.6
	4H	-2.3	-1.1	-1.8	-0.7	-0.2	-2.3	-1.1	-1.8	-0.7	-0.2
	6H	-2.5	-0.7	-2.0	-0.2	0.2	-2.5	-0.7	-2.0	-0.3	0.2
	8H	-2.6	-0.6	-2.1	-0.2	0.3	-2.6	-0.7	-2.1	-0.2	0.3
	12H	-2.7	-0.7	-2.1	-0.3	0.2	-2.7	-0.8	-2.2	-0.3	0.2
8H	4H	-2.6	-0.7	-2.1	-0.2	0.3	-2.6	-0.6	-2.1	-0.2	0.3
	6H	-2.5	-0.9	-2.0	-0.4	0.1	-2.5	-0.9	-2.0	-0.4	0.1
	8H	-2.4	-1.2	-1.9	-0.8	-0.2	-2.4	-1.2	-1.9	-0.8	-0.2
	12H	-2.3	-1.6	-1.8	-1.1	-0.6	-2.3	-1.6	-1.8	-1.1	-0.6
12H	4H	-2.7	-0.8	-2.2	-0.3	0.2	-2.7	-0.7	-2.1	-0.3	0.2
	6H	-2.4	-1.3	-1.9	-0.8	-0.2	-2.4	-1.3	-1.9	-0.8	-0.2
	8H	-2.3	-1.6	-1.8	-1.1	-0.6	-2.3	-1.6	-1.8	-1.1	-0.6
Variations with the observer position at spacing:											
S =	1.0H	1.3 / -1.3					1.3 / -1.3				
	1.5H	3.0 / -3.4					3.0 / -3.4				
	2.0H	4.8 / -4.1					4.8 / -4.1				