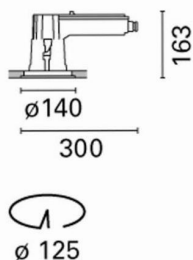


Last information update: May 2018



Ceiling-mounted recessed luminaire with IP66 protection rating, small body with box, Warm White COB Leds, fixed Spot Optic - Dimm. DALI

Product code
BV31

Technical description

Downlighter designed to use warm white COB Led lamps with a fixed Spot optic. Consists of a round optical assembly, frame, lateral component holder box and an outer casing to be ordered separately where necessary. The optical assembly and frame are made of EN1706AC 46100LF aluminium alloy and subjected to a multi-step, pre-treatment process, in which the main phases are degreasing, fluorozirconation (a protective surface film) and sealing (with a nano-structured silane layer). The next painting stage consists of a primer and a liquid acrylic paint, cured at 150°C, with a high level of weather and UV ray resistance. The tempered sodium-calcium sealing glass is transparent, with customised serigraphy on the edge, 4 mm thick, joined to the frame with silicone. Complete with monochrome Warm White COB LED circuit and an optic with a 99.93% polished super-pure aluminium reflector with a polished, anodized surface and built-in DALI electronic ballast. The lateral component holder box and top end cap are made of high performance black plastic; supplied with a silicone internal seal to guarantee watertightness. The optical assembly and lateral box are connected by a stainless steel threaded connector with a cable gland rubber gasket for a watertight seal. Set up for pass-through wiring using two PG13.5 grey polyamide cable glands, suitable for cables with diameter 8.5-12.5mm. Ceiling-mounting system consists of special A2 stainless steel screws complete with black aluminium alloy and plastic coupling supports. The frame comes complete with A2 stainless steel captive screws. There is a single tool (No. 3 Allen key) for opening the frame and for the fixing system. The outer casing for concrete ceilings is made of black-painted ready-galvanised sheet aluminium complete with an end cap and threaded bar, to be ordered separately. All external screws used are made of A2 stainless steel.

Installation

Recessed in false ceilings 5 - 50mm thick. Hole for preparation of false ceiling $\varnothing=125$ mm. Installed on concrete ceilings using an outer casing, to be ordered separately.

Dimension (mm)

$\varnothing 140 \times 163$

Colour

Grey (15)

Weight (Kg)

1.3

Mounting

ceiling recessed

Wiring

Control gear complete with dimmable DALI electronic ballast (220÷240Vac 50/60Hz)

Notes

Plastic adapter disk available for flush-mounting the frame on ceilings made of concrete exposed to view (can only be used with the product with aluminium frame, without the stainless cover). Products set up for installation of a stainless steel safety kit L=2000mm..

Complies with EN60598-1 and pertinent regulations



Product configuration: BV31

Product characteristics

Total lighting output [Lm]: 2025
Total power [W]: 21.6
Luminous efficacy [Lm/W]: 93.8
Life Time: 100,000h - L80 - B10 (Ta 25°C)
Ambient temperature range: from -20°C to +35°C.

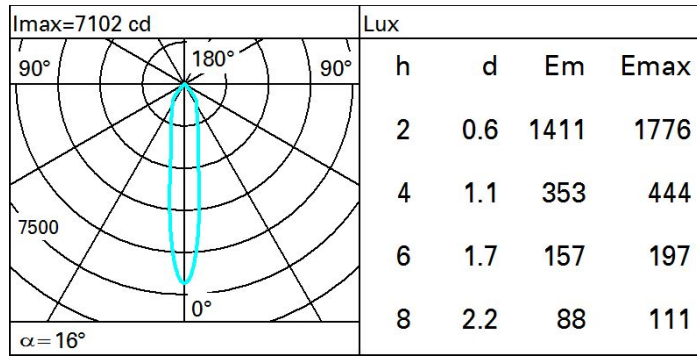
Total luminous flux at or above an angle of 90° [Lm]: 0
Emergency luminous flux [Lm]: /
Voltage [V]: -
Life Time: 100,000h - L80 - B10 (Ta 40°C)
Number of optical assemblies: 1

Optical assembly Characteristics Type 1

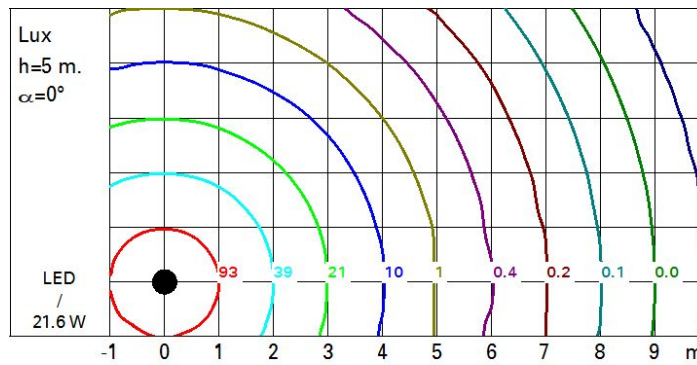
Light Output Ratio (L.O.R.) [%]: 75
Lamp code: LED
ZVEI Code: LED
Nominal power [W]: 19
Nominal luminous [Lm]: 2700
Lamp maximum intensity [cd]: /
Beam angle [°]: 16°

Number of lamps for optical assembly: 1
Socket: /
Ballast losses [W]: 2.6
Colour temperature [K]: 3000
CRI: 80
Wavelength [Nm]: /
MacAdam Step: 2

Polar



Isolux



UGR diagram

Corrected UGR values (at 2700 lm bare lamp luminous flux)											
Reflect.:		viewed crosswise					viewed endwise				
ceiling/cav		0.70	0.70	0.50	0.50	0.30	0.70	0.70	0.50	0.50	0.30
walls		0.50	0.30	0.50	0.30	0.30	0.50	0.30	0.50	0.30	0.30
work pl.		0.20	0.20	0.20	0.20	0.20	0.20	0.20	0.20	0.20	0.20
Room dim											
x	y										
2H	2H	21.3	22.8	21.6	23.1	23.4	21.3	22.8	21.6	23.1	23.4
	3H	21.2	22.3	21.5	22.6	22.9	21.2	22.3	21.5	22.6	22.9
	4H	21.1	22.1	21.4	22.4	22.8	21.1	22.1	21.4	22.4	22.8
	6H	20.9	22.1	21.3	22.4	22.8	20.9	22.1	21.3	22.4	22.8
	8H	20.9	22.0	21.3	22.4	22.7	20.9	22.0	21.3	22.4	22.7
12H	20.8	22.0	21.3	22.3	22.7	20.8	21.9	21.2	22.3	22.7	
4H	2H	21.1	22.1	21.4	22.4	22.8	21.1	22.1	21.4	22.4	22.8
	3H	20.8	22.0	21.3	22.3	22.7	20.9	22.0	21.3	22.3	22.7
	4H	20.7	21.8	21.2	22.2	22.6	20.7	21.8	21.2	22.2	22.6
	6H	20.6	21.8	21.0	22.2	22.6	20.6	21.8	21.0	22.2	22.6
	8H	20.5	21.8	21.0	22.2	22.7	20.5	21.8	20.9	22.2	22.7
12H	20.3	21.8	20.8	22.2	22.7	20.3	21.8	20.8	22.2	22.7	
8H	4H	20.5	21.8	20.9	22.2	22.7	20.5	21.8	21.0	22.2	22.7
	6H	20.3	21.6	20.8	22.1	22.6	20.3	21.6	20.8	22.1	22.6
	8H	20.3	21.5	20.8	21.9	22.5	20.3	21.5	20.8	21.9	22.5
	12H	20.4	21.2	20.9	21.7	22.3	20.4	21.2	20.9	21.7	22.3
12H	4H	20.3	21.8	20.8	22.2	22.7	20.3	21.8	20.8	22.2	22.7
	6H	20.3	21.5	20.8	21.9	22.5	20.3	21.5	20.8	21.9	22.5
	8H	20.4	21.2	20.9	21.7	22.3	20.4	21.2	20.9	21.7	22.3
Variations with the observer position at spacing:											
S =	1.0H	4.0 / -11.5					4.0 / -11.5				
	1.5H	6.3 / -13.6					6.3 / -13.6				
	2.0H	8.3 / -14.3					8.3 / -14.3				