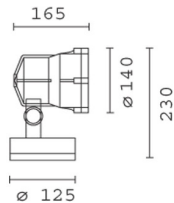


Last information update: May 2018

**Spotlight with base - Neutral White COB LED - Integrated electronic control gear - Spot optic****Product code**  
BU82**Technical description**

Spotlight designed to use LED lamps and a spot optic. Consists of an optical assembly and a base. The optical assembly, arm, base and frame holder are made of EN1706AC 46100LF aluminium alloy and subjected to a multi-step, pre-treatment process, in which the main phases are degreasing, fluorozirconation (a protective surface film) and sealing (with a nano-structured silane layer). The next painting stage consists of a primer and a liquid acrylic paint, cured at 150 °C, with a high level of weather and UV ray resistance. The 4 mm thick, tempered, sodium-calcium, closing glass is colourless, transparent and secured with captive screws. The 50/60 Shore A silicone seal has been subject to post-cooling treatment, in an oven, for 4-6 hours at 200 °C. The optical assembly allows vertical and horizontal adjustments, with the possibility of locking the adjustment for aiming, and it has slots in the frame for rainwater drainage. The optic has a 99.93% super-pure aluminium reflector with a polished surface treatment. Complete with Neutral White colour monochrome LED circuit. The cable gland for connecting the wiring assembly to the lamp assembly is made of M11x1 stainless steel. For the power supply, the device is fitted with a black polyamide PG11 cable gland, suitable for 6.5 to 11.5 mm cables. All external screws used are made of A2 stainless steel. The luminaire technical characteristics conform to EN60598-1 standards and particular requirements.

**Installation**

The luminaire can be floor, ceiling or wall-mounted using either screw anchors for concrete, cement and solid brick or various other available accessories.

**Dimension (mm)**

Ø140x165

**Colour**

Black (04) | Grey (15)

**Weight (Kg)**

2.2

**Mounting**

wall arm|wall surface|ground anchored|ground spike|ceiling surface

**Wiring**

Control gear complete with electronic ballast (220÷240Vac 50/60Hz)

Complies with EN60598-1 and pertinent regulations



IK07



IP66



pending

**Product configuration: BU82****Product characteristics**

Total lighting output [Lm]: 1875  
Total power [W]: 18.7  
Luminous efficacy [Lm/W]: 100.3  
Life Time: 100,000h - L80 - B10 (Ta 25°C)  
Ambient temperature range: from -20°C to +35°C.

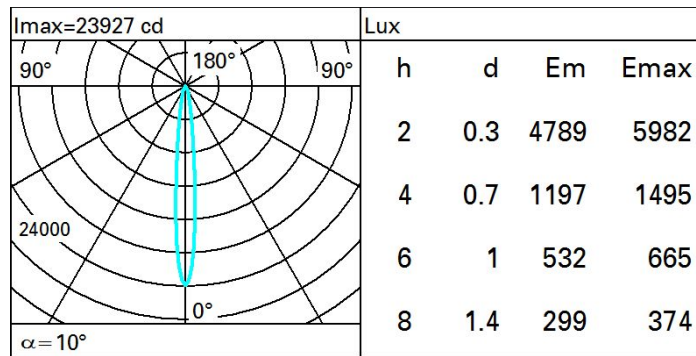
Total luminous flux at or above an angle of 90° [Lm]: 0  
Emergency luminous flux [Lm]: /  
Voltage [V]: -  
Life Time: 81,000h - L80 - B10 (Ta 40°C)  
Number of optical assemblies: 1

**Optical assembly Characteristics Type 1**

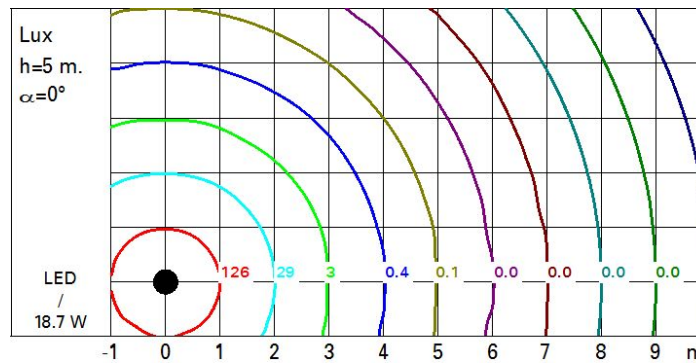
Light Output Ratio (L.O.R.) [%]: 75  
Lamp code: LED  
ZVEI Code: LED  
Nominal power [W]: 17  
Nominal luminous [Lm]: 2500  
Lamp maximum intensity [cd]: /  
Beam angle [°]: 10°

Number of lamps for optical assembly: 1  
Socket: /  
Ballast losses [W]: 1.7  
Colour temperature [K]: 4000  
CRI: 80  
Wavelength [Nm]: /  
MacAdam Step: 2

# Polar



# Isolux



# UGR diagram

Corrected UGR values (at 2500 lm bare lamp luminous flux)											
Reflect.: ceiling/cav walls work pl. Room dim x y		0.70	0.70	0.50	0.50	0.30	0.70	0.70	0.50	0.50	0.30
		0.50	0.30	0.50	0.30	0.30	0.50	0.30	0.50	0.30	0.30
		0.20	0.20	0.20	0.20	0.20	0.20	0.20	0.20	0.20	0.20
		viewed crosswise					viewed endwise				
2H	2H	0.1	2.2	0.4	2.5	2.8	0.1	2.2	0.4	2.5	2.8
	3H	0.3	1.7	0.6	2.0	2.3	0.1	1.5	0.4	1.8	2.2
	4H	0.4	1.5	0.7	1.8	2.2	0.1	1.2	0.4	1.5	1.9
	6H	0.5	1.3	0.8	1.7	2.0	0.1	0.9	0.4	1.2	1.6
	8H	0.4	1.4	0.8	1.7	2.1	-0.0	0.9	0.4	1.3	1.6
	12H	0.4	1.4	0.8	1.8	2.1	-0.1	0.9	0.3	1.3	1.7
4H	2H	0.1	1.2	0.4	1.5	1.9	0.4	1.5	0.7	1.8	2.2
	3H	0.3	1.3	0.7	1.7	2.0	0.4	1.4	0.8	1.8	2.2
	4H	0.3	1.5	0.8	1.9	2.4	0.3	1.5	0.8	1.9	2.4
	6H	0.2	2.0	0.7	2.5	2.9	0.1	1.9	0.6	2.3	2.8
	8H	0.2	2.1	0.7	2.6	3.1	0.0	2.0	0.5	2.4	2.9
	12H	0.2	2.1	0.7	2.6	3.1	-0.0	1.9	0.5	2.4	2.9
8H	4H	0.0	2.0	0.5	2.4	2.9	0.2	2.1	0.7	2.6	3.1
	6H	0.2	2.0	0.8	2.4	3.0	0.3	2.0	0.8	2.5	3.0
	8H	0.3	1.8	0.9	2.3	2.8	0.3	1.8	0.9	2.3	2.8
	12H	0.6	1.4	1.1	1.9	2.4	0.6	1.4	1.1	1.8	2.4
12H	4H	-0.0	1.9	0.5	2.4	2.9	0.2	2.1	0.7	2.6	3.1
	6H	0.3	1.7	0.8	2.2	2.7	0.4	1.8	0.9	2.3	2.8
	8H	0.6	1.4	1.1	1.8	2.4	0.6	1.4	1.1	1.9	2.4
Variations with the observer position at spacing:											
S =		3.5 / -2.6					3.5 / -2.6				
		6.0 / -3.1					6.0 / -3.1				
		7.8 / -3.3					7.8 / -3.3				