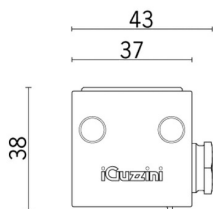


Last information update: June 2018

**Mini - Wall-/Ceiling-mounted - Warm White LED - 24V dc - L=528mm - 30° Flood Optic****Product code**

BK81

Technical description

Direct light luminaire, designed to use monochrome LED lamps. Ceiling- and wall-mounted. Consists of a body and supports for installation (to be ordered separately). Extruded aluminium body, with zamak die-cast end caps complete with silicone gaskets. Coated with liquid acrylic paint with a high level of weather and UV ray resistance. The top of the optical assembly is closed by a 3 mm thick transparent glass screen, fixed with silicone. Complete with multi-LED power plate in Warm White with 24V dc electronic circuit (ballast to be ordered separately); 24V smart driver allowing constant light flow emission despite variations in the input voltage (from 30V dc to 16V dc). Fitted with satin-finish polycarbonate film and optics with plastic (methacrylate) lens for 30° FLOOD lighting. All external screws used are made of A2 stainless steel. The luminaire technical characteristics conform to EN 60598-1 standards and particular requirements.

Installation

The following accessories are available for installation: adjustable wall-mounted arms in AISI304 stainless steel (L=85mm code BZJ8, 200mm code BZJ9) and a plate for surface- or ceiling-mounting made of anodised aluminium (BZJ6).

Dimension (mm)

528x37x38

Colour

Grey (15)

Weight (Kg)

0.9

Mounting

wall surface|ceiling surface

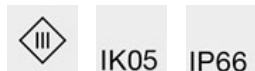
Wiring

The product is supplied with a single nickel-plated brass cable gland PG9 and a 2x1mm² PVC and polyurethane outlet cable, 2000mm long. For the electrical connection there is an IP68 linear connector (BZK6) and an IP67 junction box with quick-coupling terminals (BZK1). 24V dc electronic ballasts to be ordered separately: 10W (9908), 24W (9909), 72W (9910), 96W (9911), 120W (BZK0), 240W (9912) and 480W (BZK1)

Notes

Product complete with LED lamp

Complies with EN60598-1 and pertinent regulations

**Product configuration: BK81****Product characteristics**

Total lighting output [Lm]: 342

Total power [W]: 7.4

Luminous efficacy [Lm/W]: 46.2

Life Time: 100,000h - L80 - B10 (Ta 25°C)

Ambient temperature range: from -20°C to +35°C.

Total luminous flux at or above an angle of 90° [Lm]: 0

Emergency luminous flux [Lm]: /

Voltage [V]: 24

Life Time: 66,000h - L80 - B10 (Ta 40°C)

Number of optical assemblies: 1

Optical assembly Characteristics Type 1

Light Output Ratio (L.O.R.) [%]: 60

Lamp code: LED

ZVEI Code: LED

Nominal power [W]: 6.5

Nominal luminous [Lm]: 570

Lamp maximum intensity [cd]: /

Beam angle [°]: 32°

Number of lamps for optical assembly: 1

Socket: /

Ballast losses [W]: 0.9

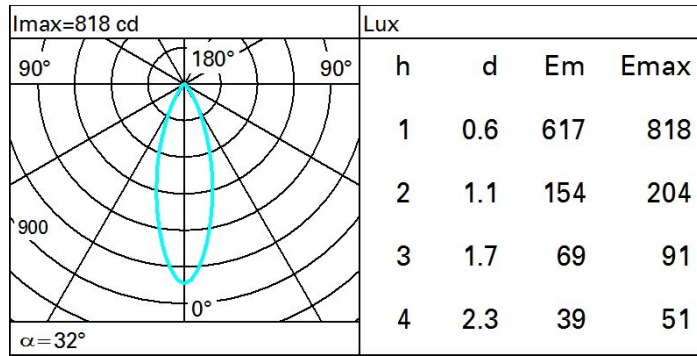
Colour temperature [K]: 3000

CRI: 80

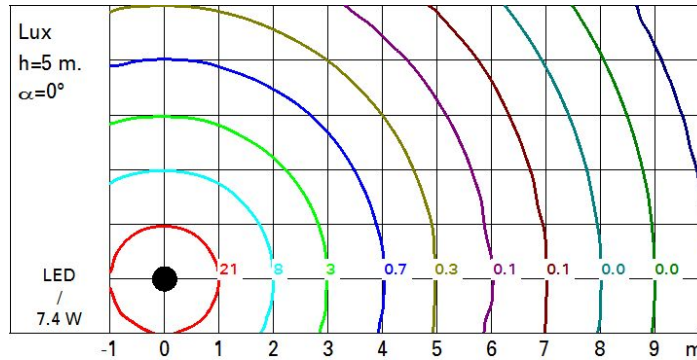
Wavelength [Nm]: /

MacAdam Step: 3

Polar



Isolux



UGR diagram

Corrected UGR values (at 570 lm bare lamp luminous flux)											
Reflect.:		viewed crosswise					viewed endwise				
ceiling	cav	0.70	0.70	0.50	0.50	0.30	0.70	0.70	0.50	0.50	0.30
walls		0.50	0.30	0.50	0.30	0.30	0.50	0.30	0.50	0.30	0.30
work pl.		0.20	0.20	0.20	0.20	0.20	0.20	0.20	0.20	0.20	0.20
Room dim											
x	y										
2H	2H	9.8	10.5	10.1	10.7	11.0	9.8	10.5	10.1	10.7	11.0
	3H	10.0	10.6	10.3	10.8	11.1	9.8	10.4	10.2	10.7	11.0
	4H	10.0	10.6	10.3	10.9	11.2	9.8	10.4	10.1	10.7	11.0
	6H	10.0	10.5	10.4	10.8	11.2	9.8	10.3	10.1	10.6	10.9
	8H	10.0	10.5	10.4	10.8	11.2	9.7	10.2	10.1	10.5	10.9
	12H	10.0	10.5	10.4	10.8	11.2	9.7	10.2	10.1	10.5	10.9
4H	2H	9.8	10.4	10.1	10.7	11.0	10.0	10.6	10.3	10.9	11.2
	3H	10.0	10.5	10.4	10.8	11.2	10.1	10.6	10.5	10.9	11.3
	4H	10.1	10.5	10.5	10.9	11.3	10.1	10.5	10.5	10.9	11.3
	6H	10.2	10.5	10.6	10.9	11.3	10.1	10.5	10.5	10.9	11.3
	8H	10.2	10.5	10.6	10.9	11.3	10.1	10.4	10.5	10.8	11.3
	12H	10.1	10.4	10.6	10.9	11.3	10.0	10.3	10.5	10.8	11.2
8H	4H	10.1	10.4	10.5	10.8	11.3	10.2	10.5	10.6	10.9	11.3
	6H	10.2	10.4	10.6	10.9	11.4	10.2	10.5	10.7	10.9	11.4
	8H	10.2	10.4	10.7	10.9	11.4	10.2	10.4	10.7	10.9	11.4
	12H	10.2	10.4	10.7	10.9	11.4	10.2	10.4	10.7	10.8	11.4
12H	4H	10.0	10.3	10.5	10.8	11.2	10.1	10.4	10.6	10.9	11.3
	6H	10.1	10.4	10.6	10.8	11.3	10.2	10.4	10.7	10.9	11.4
	8H	10.2	10.4	10.7	10.8	11.4	10.2	10.4	10.7	10.9	11.4
Variations with the observer position at spacing:											
S =	1.0H	2.9 / -2.7					2.9 / -2.7				
	1.5H	5.2 / -3.5					5.2 / -3.5				
	2.0H	7.1 / -4.0					7.1 / -4.0				