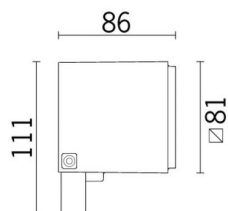



Last information update: June 2018

**Outdoor floodlight - Warm white LED - with electronic ballast Vin=100-240V ac - SuperSpot optic****Product code**

BK19

Technical description

Direct light outdoor floodlight, designed to use warm white LED lamps, with superspot optic. Ground, wall or ceiling installation using special adjustable bracket. The luminaire consists of an optical assembly, rear cap and adjustable bracket. The optical assembly and rear cap are made of die-cast aluminium alloy coated with liquid acrylic paint (grey finish) or textured liquid (white finish) with a high level of resistance to weather and UV rays. Transparent tempered sodium - calcium safety glass with customised grey serigraphy, 4 mm thick, joined to the optical assembly with silicone. Adjustable fixing bracket made of painted aluminium; with a double nickel-plated brass PG11 cable gland, suitable for power cables \varnothing 6.5-11 mm. For electrical connection the product has a plastic box with three 2-pin quick-coupling terminals for cables with max. cross-section 4 mm². Electronic circuit with warm white LED, optics with lens made of thermoplastic material (methacrylate) and a black polycarbonate multi-groove ring for visual comfort. Equipped with electronic ballast Vin=100-240V ac 50/60Hz. All external screws used are made of A2 stainless steel. The luminaire technical characteristics conform to EN60598-1 standards and particular requirements.

Installation

Ground, wall or ceiling installation using special bracket. Secure using screw anchors for concrete, cement and solid brick.

Dimension (mm)

81x81x86

Colour

White (01) | Grey (15)

Weight (Kg)

0.86

Mounting

free standing


Wiring

Equipped with electronic ballast Vin=100-240V ac 50/60Hz. Polyamide PG11 double cable gland for pass-through wiring, suitable for power cables \varnothing 6.5-11 mm.

Notes

Product complete with LED lamp.

Complies with EN60598-1 and pertinent regulations

**Product configuration: BK19****Product characteristics**

Total lighting output [Lm]: 277
 Total power [W]: 6.4
 Luminous efficacy [Lm/W]: 43.3
 Life Time: 100,000h - L80 - B10 (Ta 25°C)
 Ambient temperature range: from -20°C to +35°C.

Total luminous flux at or above an angle of 90° [Lm]: 0
 Emergency luminous flux [Lm]: /
 Voltage [V]: -
 Life Time: 66,000h - L80 - B10 (Ta 40°C)
 Number of optical assemblies: 1

Optical assembly Characteristics Type 1

Light Output Ratio (L.O.R.) [%]: 73
 Lamp code: LED
 ZVEI Code: LED
 Nominal power [W]: 4.7
 Nominal luminous [Lm]: 380
 Lamp maximum intensity [cd]: /
 Beam angle [°]: 10°

Number of lamps for optical assembly: 1
 Socket: /
 Ballast losses [W]: 1.7
 Colour temperature [K]: 3000
 CRI: 80
 Wavelength [Nm]: /
 MacAdam Step: 3

Polar

