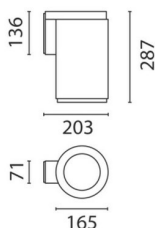


Last information update: May 2018

**Outdoor wall-mounted luminaire - warm white LED - with integrated electronic ballast Vin=120-277V ac - Flood optic****Product code**

BI28

**Technical description**

Direct light outdoor ceiling-mounted luminaire, designed to use monochrome warm white LED lamps, with fixed Flood optic. For wall-mounting with the special arm. Consists of an optical assembly, wall-mounting arm and glass-holding frame. The optical assembly, wall-mounting arm and frame are made of die-cast aluminium alloy coated with liquid acrylic paint with a high level of resistance to weather and UV rays. The 4 mm thick transparent, tempered sodium - calcium glass is joined to the frame with silicone. Two painted thermoplastic material outer guards complete the wall base. The internal silicone seals guarantee watertightness. The lower frame is fixed to the lamp body by a system using an unhookable hinge and captive closing screw. Body fixing to the wall-mounting arm is simplified using an unhookable hinge and a closing clip with captive safety screw. Steel retaining cables between the lower frame and the optical assembly, and between the optical assembly and the wall-mounting arm simplify installation operations. Complete with circuit having monochrome warm white LEDs and an optic with 99.93% polished super-pure aluminium reflector. Flood (F) emission. A number of accessories are available: refractor for elliptical distribution, prismatic diffusing glass and coloured filters. All external screws used are made of A2 stainless steel. The luminaire technical characteristics conform to EN60598-1 standards and particular requirements.

**Installation**

Wall-mounted with down-light emission. Secure using screw anchors for concrete, cement and solid brick.

**Dimension (mm)**

Ø165x287

**Colour**

Grey (15)

**Weight (Kg)**

4.4

**Mounting**

wall arm|wall surface

**Wiring**

Control gear complete with electronic ballast 120-277V ac 50/60Hz. Polyamide PG13.5 double cable gland for pass-through wiring, suitable for power cables ø 8.5-12.5 mm. Three-pin terminal block set up for pass-through earth wire. Cables with quick-coupling terminals connect the terminal block and the control gear.

**Notes**

Product complete with LED lamp

Complies with EN60598-1 and pertinent regulations

**Product configuration: BI28****Product characteristics**

Total lighting output [Lm]: 2083.5  
 Total power [W]: 28.4  
 Luminous efficacy [Lm/W]: 73.4  
 Life Time: 76,000h - L80 - B10 (Ta 25°C)  
 Ambient temperature range: from -20°C to +35°C.

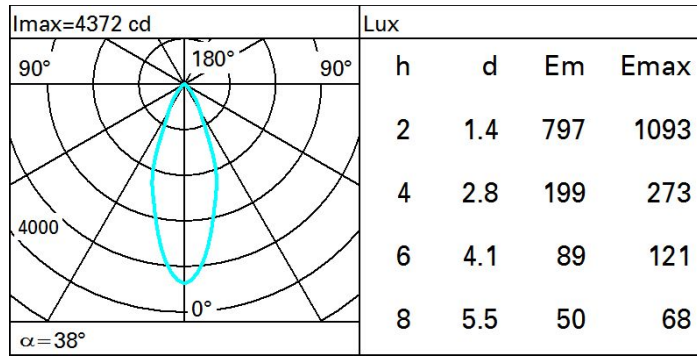
Total luminous flux at or above an angle of 90° [Lm]: 0  
 Emergency luminous flux [Lm]: /  
 Voltage [V]: -  
 Life Time: 63,000h - L80 - B10 (Ta 40°C)  
 Number of optical assemblies: 1

**Optical assembly Characteristics Type 1**

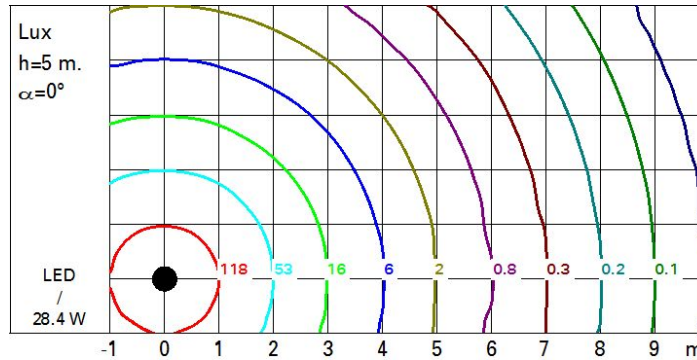
Light Output Ratio (L.O.R.) [%]: 65  
 Lamp code: LED  
 ZVEI Code: LED  
 Nominal power [W]: 25  
 Nominal luminous [Lm]: 3200  
 Lamp maximum intensity [cd]: /  
 Beam angle [°]: 38°

Number of lamps for optical assembly: 1  
 Socket: /  
 Ballast losses [W]: 3.4  
 Colour temperature [K]: 3000  
 CRI: 80  
 Wavelength [Nm]: /  
 MacAdam Step: 2

**Polar**



**Isolux**



**UGR diagram**

Corrected UGR values (at 3200 lm bare lamp luminous flux)											
Reflect.:		viewed crosswise					viewed endwise				
ceiling	cav	0.70	0.70	0.50	0.50	0.30	0.70	0.70	0.50	0.50	0.30
walls		0.50	0.30	0.50	0.30	0.30	0.50	0.30	0.50	0.30	0.30
work pl.		0.20	0.20	0.20	0.20	0.20	0.20	0.20	0.20	0.20	0.20
Room dim											
x	y										
2H	2H	18.4	19.1	18.7	19.4	19.6	18.4	19.1	18.7	19.4	19.6
	3H	18.3	18.9	18.6	19.2	19.5	18.3	19.0	18.7	19.2	19.5
	4H	18.3	18.8	18.6	19.1	19.4	18.3	18.8	18.6	19.1	19.4
	6H	18.2	18.7	18.5	19.0	19.4	18.2	18.7	18.6	19.0	19.4
	8H	18.2	18.7	18.5	19.0	19.3	18.2	18.7	18.5	19.0	19.3
	12H	18.1	18.6	18.5	18.9	19.3	18.1	18.6	18.5	18.9	19.3
4H	2H	18.3	18.8	18.6	19.1	19.4	18.3	18.8	18.6	19.1	19.4
	3H	18.2	18.6	18.5	19.0	19.3	18.2	18.6	18.5	19.0	19.3
	4H	18.1	18.5	18.5	18.9	19.3	18.1	18.5	18.5	18.9	19.3
	6H	18.0	18.4	18.4	18.8	19.2	18.0	18.4	18.4	18.8	19.2
	8H	18.0	18.3	18.4	18.7	19.2	18.0	18.3	18.4	18.7	19.2
	12H	17.9	18.2	18.4	18.7	19.1	17.9	18.2	18.4	18.7	19.1
8H	4H	18.0	18.3	18.4	18.7	19.2	18.0	18.3	18.4	18.7	19.2
	6H	17.9	18.2	18.4	18.6	19.1	17.9	18.2	18.4	18.6	19.1
	8H	17.9	18.1	18.3	18.6	19.1	17.9	18.1	18.3	18.6	19.1
	12H	17.8	18.0	18.3	18.5	19.0	17.8	18.0	18.3	18.5	19.0
12H	4H	17.9	18.2	18.4	18.7	19.1	17.9	18.2	18.4	18.7	19.1
	6H	17.8	18.1	18.3	18.6	19.1	17.9	18.1	18.3	18.6	19.1
	8H	17.8	18.0	18.3	18.5	19.0	17.8	18.0	18.3	18.5	19.0
Variations with the observer position at spacing:											
S =	1.0H	3.3 / -5.7					3.3 / -5.7				
	1.5H	5.8 / -9.2					5.8 / -9.2				
	2.0H	7.8 / -11.7					7.8 / -11.7				