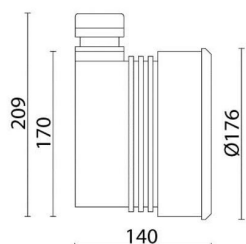


Last information update: May 2018

**Ledplus - Recessed luminaire 9 LEDs - 1050mA DC****Product code**

BI10

**Technical description**

RGB recessed luminaire for permanent immersion, IP68 10m. The luminaire is made strictly of AISI 316L stainless steel to guarantee maximum lasting reliability in pools and fountains (fresh water). Clear, transparent 6mm thick tempered closing glass. All screws used are made of stainless steel and the seals are silicone. The product is supplied with a 3m long 6x0,5NS20N power cable. The luminaire technical characteristics conform to EN60598-2-18 standards and particular requirements. IP68 - IK08. The luminaire is complete with 9 LEDs (9x3,5W). Optical assembly opening is not required for its installation. Insulation class III. The luminaire must be powered by a 600mA DC external driver.

**Dimension (mm)**

176x140

**Colour**

Steel (13)


**Mounting**

wall recessed|ground recessed

**Notes**

Permanent immersion

Complies with EN60598-1 and pertinent regulations

**Product configuration: BI10****Product characteristics**

Total lighting output [Lm]: 238  
 Total power [W]: 14  
 Luminous efficacy [Lm/W]: 17  
 Ambient temperature range: from -20°C to +35°C.

Total luminous flux at or above an angle of 90° [Lm]: 0  
 Emergency luminous flux [Lm]: /  
 Voltage [V]: -  
 Number of optical assemblies: 1

**Optical assembly Characteristics Type 1**

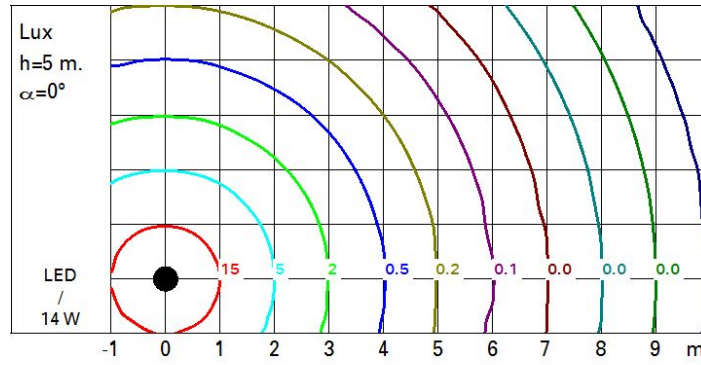
Light Output Ratio (L.O.R.) [%]: 70  
 Lamp code: LED  
 ZVEI Code: LED  
 Nominal power [W]: 9  
 Nominal luminous [Lm]: 340  
 Lamp maximum intensity [cd]: /  
 Beam angle [°]: 32°

Number of lamps for optical assembly: 1  
 Socket: /  
 Ballast losses [W]: 5  
 Colour temperature [K]: /  
 CRI: /  
 Wavelength [Nm]: /  
 MacAdam Step: /

**Polar**

I <sub>max</sub> =575 cd	Lux			
	h	d	Em	E <sub>max</sub>
	1	0.6	440	575
	2	1.1	110	144
	3	1.7	49	64
	4	2.3	27	36

### Isolux



### UGR diagram

Corrected UGR values (at 340 lm bare lamp luminous flux)											
Reflect.:		0.70	0.70	0.50	0.50	0.30	0.70	0.70	0.50	0.50	0.30
ceiling/cav											
walls											
work pl.											
Room dim											
x	y	viewed crosswise					viewed endwise				
2H	2H	7.8	8.4	8.1	8.7	8.9	7.8	8.4	8.1	8.7	8.9
	3H	7.9	8.5	8.2	8.7	9.0	7.8	8.4	8.1	8.6	8.9
	4H	7.9	8.4	8.2	8.7	9.0	7.7	8.3	8.1	8.6	8.9
	6H	7.8	8.4	8.2	8.7	9.0	7.7	8.2	8.0	8.5	8.8
	8H	7.8	8.3	8.2	8.6	9.0	7.7	8.1	8.0	8.5	8.8
	12H	7.8	8.2	8.2	8.6	8.9	7.6	8.1	8.0	8.4	8.8
4H	2H	7.7	8.3	8.1	8.6	8.9	7.9	8.4	8.2	8.7	9.0
	3H	7.9	8.4	8.3	8.7	9.1	7.9	8.4	8.3	8.7	9.1
	4H	7.9	8.3	8.3	8.7	9.1	7.9	8.3	8.3	8.7	9.1
	6H	7.9	8.3	8.3	8.7	9.1	7.9	8.2	8.3	8.6	9.1
	8H	7.9	8.2	8.3	8.6	9.1	7.8	8.2	8.3	8.6	9.0
	12H	7.8	8.1	8.3	8.6	9.0	7.8	8.1	8.3	8.5	9.0
8H	4H	7.8	8.2	8.3	8.6	9.0	7.9	8.2	8.3	8.6	9.1
	6H	7.8	8.1	8.3	8.6	9.0	7.8	8.1	8.3	8.6	9.0
	8H	7.8	8.1	8.3	8.5	9.0	7.8	8.1	8.3	8.5	9.0
	12H	7.8	8.0	8.3	8.5	9.0	7.8	8.0	8.3	8.5	9.0
12H	4H	7.8	8.1	8.3	8.5	9.0	7.8	8.1	8.3	8.6	9.0
	6H	7.8	8.0	8.3	8.5	9.0	7.8	8.0	8.3	8.5	9.0
	8H	7.8	8.0	8.3	8.5	9.0	7.8	8.0	8.3	8.5	9.0
Variations with the observer position at spacing:											
S =	1.0H	2.6 / -2.9					2.6 / -2.9				
	1.5H	4.9 / -4.4					4.9 / -4.4				
	2.0H	6.7 / -5.2					6.7 / -5.2				