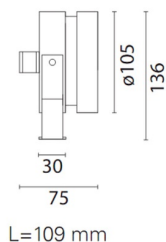


Last information update: May 2018

**Floodlights for immersion - Floodlight 6 LEDs - 350mA DC****Product code**

BH90

Technical description

Monochrome floodlight for permanent immersion, IP68 5m. Adjustable about the vertical axis and relative to the horizontal plane. The luminaire is made strictly of AISI 316L stainless steel to guarantee maximum lasting reliability in pools and fountains (fresh water). Clear, transparent 6mm thick tempered closing glass. All screws used are made of stainless steel and the seals are silicone. The product is supplied with a 4m long 2x0,5NS20N power cable. The luminaire technical characteristics conform to EN60598-2-18 standards and particular requirements. IP68 - IK08. The luminaire is complete with 6 Cool White LEDs (6x1,2W). Optical assembly opening is not required for its installation. Insulation class III. The luminaire must be powered by a 700mA DC external driver.

Dimension (mm)

136x109x25

Colour

Steel (13)

Mounting

ground surface

Notes

Permanent immersion

Complies with EN60598-1 and pertinent regulations

**Product configuration: BH90****Product characteristics**

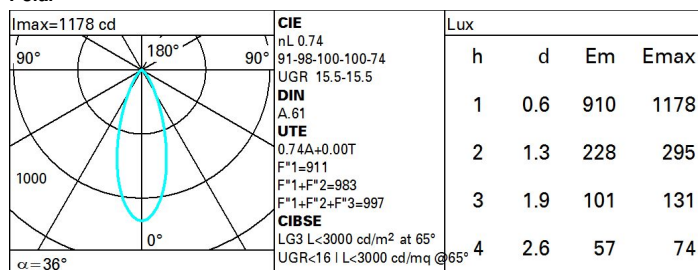
Total lighting output [Lm]: 605
 Total power [W]: 6.2
 Luminous efficacy [Lm/W]: 97.6
 Life Time: 100,000h - L80 - B10 (Ta 25°C)
 Number of optical assemblies: 1

Total luminous flux at or above an angle of 90° [Lm]: 0
 Emergency luminous flux [Lm]: /
 Voltage [V]: -
 Ambient temperature range: from -20°C to +35°C.

Optical assembly Characteristics Type 1

Light Output Ratio (L.O.R.) [%]: 74
 Lamp code: LED
 ZVEI Code: LED
 Nominal power [W]: 6.2
 Nominal luminous [Lm]: 820
 Lamp maximum intensity [cd]: /
 Beam angle [°]: 36°

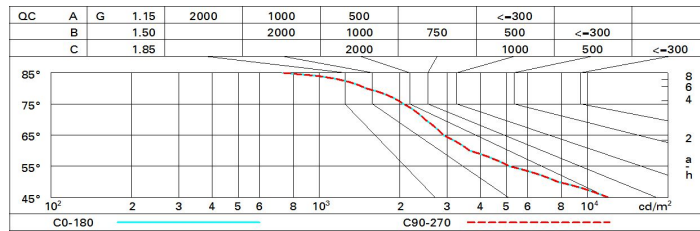
Number of lamps for optical assembly: 1
 Socket: /
 Ballast losses [W]: 0
 Colour temperature [K]: 6500
 CRI: 70
 Wavelength [Nm]: /
 MacAdam Step: /

Polar

Utilisation factors

R	77	75	73	71	55	53	33	00	DRR
K0.8	64	59	57	54	59	56	56	53	72
1.0	67	63	61	58	62	60	60	57	77
1.5	71	68	66	64	67	65	65	62	84
2.0	74	72	70	69	71	69	68	66	89
2.5	75	74	72	71	73	71	71	68	93
3.0	76	75	74	73	74	73	72	70	95
4.0	78	77	76	75	75	75	74	72	97
5.0	78	77	77	76	76	76	74	72	98

Luminance curve limit



UGR diagram

Corrected UGR values (at 820 lm bare lamp luminous flux)											
Reflect.:		viewed crosswise					viewed endwise				
ceiling	walls	work pl.	Room dim x	Room dim y							
0.70	0.70	0.50	0.50	0.30	0.70	0.70	0.50	0.50	0.30	0.30	
0.50	0.30	0.50	0.30	0.30	0.50	0.30	0.50	0.30	0.30	0.30	
0.20	0.20	0.20	0.20	0.20	0.20	0.20	0.20	0.20	0.20	0.20	
2H	2H	15.3	16.0	15.6	16.3	16.5	15.3	16.0	15.6	16.3	
	3H	15.4	16.0	15.7	16.3	16.6	15.3	15.9	15.6	16.2	
	4H	15.4	16.0	15.8	16.3	16.6	15.3	15.9	15.6	16.2	
	6H	15.4	16.0	15.8	16.3	16.6	15.2	15.8	15.6	16.1	
	8H	15.4	15.9	15.8	16.3	16.6	15.2	15.7	15.5	16.0	
	12H	15.4	15.9	15.8	16.2	16.6	15.1	15.6	15.5	16.0	
4H	2H	15.3	15.9	15.6	16.2	16.5	15.4	16.0	15.8	16.3	
	3H	15.4	15.9	15.8	16.3	16.6	15.5	16.0	15.9	16.3	
	4H	15.5	15.9	15.9	16.3	16.7	15.5	15.9	15.9	16.3	
	6H	15.5	15.9	16.0	16.3	16.7	15.5	15.9	15.9	16.3	
	8H	15.5	15.9	16.0	16.3	16.7	15.5	15.8	15.9	16.2	
	12H	15.5	15.8	15.9	16.2	16.7	15.4	15.7	15.9	16.2	
8H	4H	15.5	15.8	15.9	16.2	16.7	15.5	15.9	16.0	16.3	
	6H	15.5	15.8	16.0	16.2	16.7	15.5	15.8	16.0	16.3	
	8H	15.5	15.8	16.0	16.2	16.7	15.5	15.8	16.0	16.2	
	12H	15.5	15.7	16.0	16.2	16.7	15.5	15.7	16.0	16.2	
12H	4H	15.4	15.7	15.9	16.2	16.6	15.5	15.8	15.9	16.2	
	6H	15.5	15.7	16.0	16.2	16.7	15.5	15.7	16.0	16.2	
	8H	15.5	15.7	16.0	16.2	16.7	15.5	15.7	16.0	16.2	
Variations with the observer position at spacing:											
S =	1.0H		2.5	/	-2.7		2.5	/	-2.7		
	1.5H		4.7	/	-4.0		4.7	/	-4.0		
	2.0H		6.5	/	-4.6		6.5	/	-4.6		