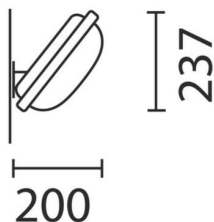



Last information update: May 2018



## Wall-mounted - Neutral White LED - with 200-240V ac electronic ballast - General light optic

**Product code**  
BH52

### Technical description

Wall-mounted luminaire for lighting residential exteriors, designed to use LED lamps. The optical assembly consists of a diffuser screen made of patterned glass and internally painted, fixed on the polycarbonate supporting plate by means of a die-cast aluminium outer frame coated with liquid acrylic paint with a high level of weather and UV ray resistance. Silicone (sulphur-free) seal interposed between screen and plate. Complete with multi-LED power circuit in Neutral White 4200K fixed on anodised aluminium supporting plate. The compartment housing the LEDs has IP55 protection. Equipped with grey polyamide PG9 cable clamp suitable for cables with diameter D=7.5-9.5mm. The luminaire can be wall-mounted using a painted polycarbonate arm. All external screws used are made of A2 stainless steel. The luminaire technical characteristics conform to EN 60598-1 standards and particular requirements.

### Installation

Wall- or ceiling-mounted using wall screw anchors

### Dimension (mm)

275x150x105

### Colour

Grey (15)

### Mounting

wall arm


### Wiring

Control gear complete with electronic ballast IP67, 200-240V ac  $\pm 10\%$ , 50/60Hz and double quick-coupling connector suitable for 2x4mm<sup>2</sup> cables.

### Notes

Product complete with LED lamp.

Complies with EN60598-1 and pertinent regulations



### Product configuration: BH52

#### Product characteristics

Total lighting output [Lm]: 523  
Total power [W]: 11  
Luminous efficacy [Lm/W]: 47.6  
Life Time: 100,000h - L80 - B10 (Ta 25°C)  
Number of optical assemblies: 1

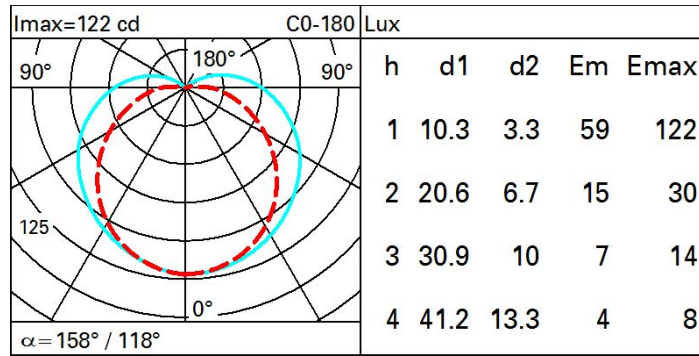
Total luminous flux at or above an angle of 90° [Lm]: 62  
Emergency luminous flux [Lm]: /  
Voltage [V]: -  
Ambient temperature range: from -20°C to +35°C.

#### Optical assembly Characteristics Type 1

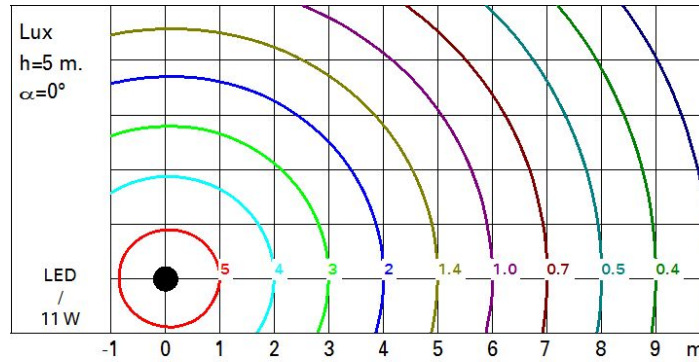
Light Output Ratio (L.O.R.) [%]: 64  
Lamp code: LED  
ZVEI Code: LED  
Nominal power [W]: 8.7  
Nominal luminous [Lm]: 820  
Lamp maximum intensity [cd]: /  
Beam angle [°]: /

Number of lamps for optical assembly: 1  
Socket: /  
Ballast losses [W]: 2.3  
Colour temperature [K]: 4000  
CRI: 80  
Wavelength [Nm]: /  
MacAdam Step: 3

### Polar



### Isolux



### UGR diagram

Corrected UGR values (at 820 lm bare lamp luminous flux)												
Reflect.: ceiling/cav walls work pl. Room dim x y		0.70	0.70	0.50	0.50	0.30	0.70	0.70	0.50	0.50	0.30	0.30
		0.50	0.30	0.50	0.30	0.30	0.50	0.30	0.50	0.30	0.30	0.30
		0.20	0.20	0.20	0.20	0.20	0.20	0.20	0.20	0.20	0.20	0.20
		viewed crosswise					viewed endwise					
2H	2H	16.4	17.6	16.9	18.1	18.6	15.0	16.2	15.5	16.7	17.3	17.3
	3H	18.7	19.8	19.2	20.3	20.9	15.6	16.7	16.2	17.2	17.8	17.8
	4H	19.8	20.8	20.4	21.4	22.0	15.9	16.9	16.5	17.5	18.1	18.1
	6H	21.0	21.9	21.5	22.5	23.1	16.1	17.1	16.7	17.6	18.3	18.3
	8H	21.5	22.4	22.1	23.0	23.6	16.2	17.1	16.8	17.7	18.3	18.3
	12H	22.0	22.9	22.6	23.5	24.1	16.2	17.1	16.8	17.7	18.3	18.3
4H	2H	17.0	18.0	17.5	18.5	19.1	17.4	18.5	18.0	19.0	19.6	19.6
	3H	19.5	20.4	20.1	20.9	21.6	18.2	19.1	18.8	19.7	20.3	20.3
	4H	20.8	21.6	21.4	22.2	22.9	18.7	19.5	19.3	20.1	20.7	20.7
	6H	22.1	22.8	22.7	23.4	24.1	19.1	19.8	19.7	20.4	21.1	21.1
	8H	22.8	23.4	23.4	24.1	24.8	19.3	20.0	19.9	20.6	21.3	21.3
	12H	23.4	24.0	24.0	24.7	25.4	19.4	20.0	20.1	20.7	21.4	21.4
8H	4H	21.1	21.8	21.7	22.4	23.1	19.8	20.5	20.5	21.1	21.9	21.9
	6H	22.7	23.2	23.3	23.9	24.6	20.5	21.0	21.1	21.7	22.4	22.4
	8H	23.4	23.9	24.1	24.6	25.4	20.8	21.3	21.5	22.0	22.7	22.7
	12H	24.3	24.7	25.0	25.4	26.2	21.1	21.6	21.8	22.3	23.0	23.0
12H	4H	21.1	21.7	21.8	22.4	23.1	20.2	20.8	20.8	21.4	22.2	22.2
	6H	22.7	23.2	23.4	23.9	24.7	20.9	21.4	21.5	22.0	22.8	22.8
	8H	23.6	24.0	24.3	24.7	25.5	21.3	21.7	21.9	22.4	23.2	23.2
Variations with the observer position at spacing:												
S =		1.0H	0.1 / -0.1					0.1 / -0.1				
		1.5H	0.2 / -0.2					0.2 / -0.2				
		2.0H	0.2 / -0.3					0.2 / -0.4				