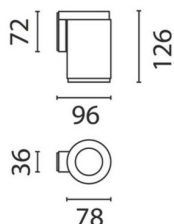


Last information update: May 2018

**Down light wall-mounting 3 LED warm white - spot optic****Product code**

BA86

Technical description

Lighting system with down-light emission designed to use monochromatic Warm White (3100K) LEDs with fixed spot optic. Optical assembly, wall arm and frame made of diecast aluminium alloy, with acrylic liquid paint treatment with high resistance to atmospheric agents and UV rays; plastic cover for wall arm; tempered transparent sodium calcium closing glass, 4 mm thick, siliconed to frame. Provided with fast-coupling closing system between frame, optical assembly and wall arm, without the use of tools. Internal silicone watertight gaskets. Complete with 3 Warm White (3100K) monochromatic power LEDs, Spot (S) optics with plastic lens, black polycarbonate multi-groove ring for visual comfort and built-in electronic ballast. Single cable entrance via black polyamide PG11 cable clamp, suitable for \varnothing 6.5÷11mm cables. Connection with three fast-coupling terminals. Possibility to use unipolar cables with 2.4÷3.4mm diameter. Various accessories available: refractor for elliptical distribution, diffusing prismatic glass and chromatic filters. All external screws are made of stainless steel A2.

Installation

Wall installation with down-light luminous emission.

Dimension (mm)

\varnothing 78x126

Colour

Grey (15)

Weight (Kg)

0.74

Mounting

wall arm|wall surface


Wiring

Control gear with 220÷240Vac 50/60Hz electronic ballast.

Notes

Version in insulation class II with outgoing cable on demand. Spare parts for LED circuit and electronic control gear available for extraordinary maintenance.

Complies with EN60598-1 and pertinent regulations

**Product configuration: BA86****Product characteristics**

Total lighting output [Lm]: 212.9
 Total power [W]: 5.7
 Luminous efficacy [Lm/W]: 37.3
 Life Time: 50,000h - L70 - B20 (Ta 25°C)
 Number of optical assemblies: 1

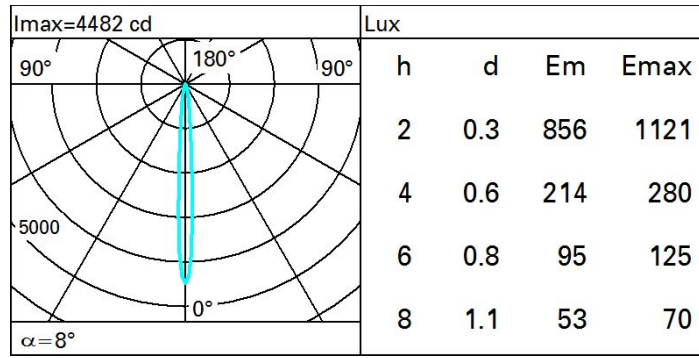
Total luminous flux at or above an angle of 90° [Lm]: 0
 Emergency luminous flux [Lm]: /
 Voltage [V]: -
 Ambient temperature range: from -20°C to +35°C.

Optical assembly Characteristics Type 1

Light Output Ratio (L.O.R.) [%]: 76
 Lamp code: LED
 ZVEI Code: LED
 Nominal power [W]: 4.5
 Nominal luminous [Lm]: 280
 Lamp maximum intensity [cd]: /
 Beam angle [°]: 8°

Number of lamps for optical assembly: 1
 Socket: /
 Ballast losses [W]: 1.2
 Colour temperature [K]: 3200
 CRI: 80
 Wavelength [Nm]: /
 MacAdam Step: 3

Polar



Isolux

