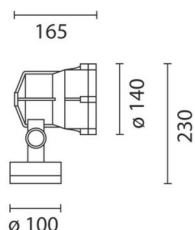


Last information update: May 2018

**Spotlight - LED Neutral White - with base equipped with electronic power supply - Flood optic****Product code**

BA42

Technical description

Spotlight designed for Neutral White (4200K) LED sources with Flood optic. Composed of optical assembly and component-holding base. The optical assembly, arm, base and frame are made of aluminium alloy and subjected to phosphochromatisation treatment, double primer, passivation at 120° C. Acrylic liquid paint finish with high resistance to atmospheric agents and UV rays; baking at 150° C. The cover glass is made of sodium-calcium tempered transparent colourless glass with 4 mm thickness and grey customised serigraphy. It is fixed with captive screws. The silicone gasket is subjected to post-cooling treatment in oven at 200° C. The optical assembly allows for vertical and horizontal orientation, with mechanical locking device to ensure stable aiming; slots on the frame for downflow of rainwater. Flood optics with plastic lenses. Circuit complete with 12 monochromatic Neutral White (4200K) LEDs. Complete with terminal for through earthing cable and ready for through wiring by means of two PG11 black polyamide cable clamps suitable for Ø 6,5÷11mm cables. All external screws are made of stainless steel A2. Complete with lamp.

Installation

The fitting can be installed in pavement, ground, wall and tree branches.

Dimension (mm)

Ø140x165

Colour

Black (04) | Grey (15)

Weight (Kg)

1.8

Mounting

external wall corner|wall arm|wall surface|ground spike|surface box|free standing


Wiring

Luminaire provided with built-in electronic control gear (100÷240Vac, 50/60Hz, 350mA).

Notes

Complete with lamp. Accessories available: refractor, wall washer screen, spike for ground installation, base for 90° corner installation, support for post mounting and belt for installation on trees.

Complies with EN60598-1 and pertinent regulations

**Product configuration: BA42****Product characteristics**

Total lighting output [Lm]: 869
Total power [W]: 15.5
Luminous efficacy [Lm/W]: 56
Life Time: 84,000h - L80 - B10 (Ta 25°C)
Number of optical assemblies: 1

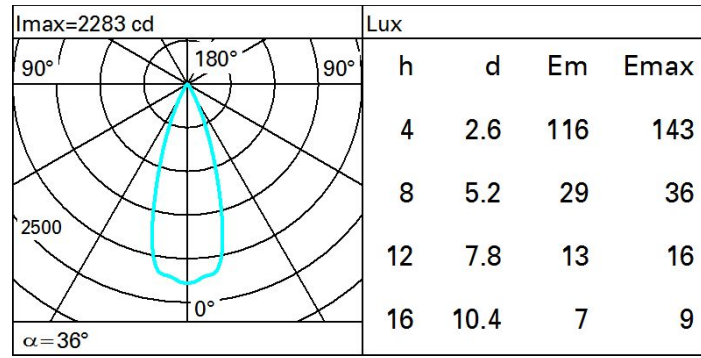
Total luminous flux at or above an angle of 90° [Lm]: 0
Emergency luminous flux [Lm]: /
Voltage [V]: -
Ambient temperature range: from -20°C to +35°C.

Optical assembly Characteristics Type 1

Light Output Ratio (L.O.R.) [%]: 73
Lamp code: LED
ZVEI Code: LED
Nominal power [W]: 12
Nominal luminous [Lm]: 1190
Lamp maximum intensity [cd]: /
Beam angle [°]: 36°

Number of lamps for optical assembly: 1
Socket: /
Ballast losses [W]: 3.5
Colour temperature [K]: 4000
CRI: 80
Wavelength [Nm]: /
MacAdam Step: 3

Polar



Isolux

