

163714

Product Sheet

ares

THE OUTDOOR BY FLOS

ARES s.r.l - Socio Unico

v.le dell'Artigianato n.24 - 20881 Bernareggio - MB (Italy)

www.aresill.net - flos.outdoor@flos.com

Mini Franco

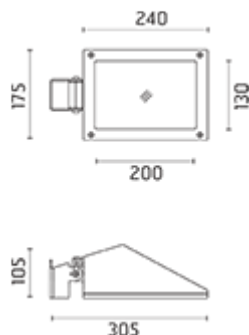

Luminaire for installation on wall or on pole. Configuration: die-cast aluminium structure, EN AB-47100 alloy (low copper content) and pure aluminium reflector. Glass diffuser: extra-clear. Double layer coating for high resistance to corrosion: the aluminium components are painted with a double coat using powders which are compliant with QUALICOAT standards: a first layer of epoxy powder (with excellent chemical and mechanical resistance) and a second finishing layer of polyester powder (resistant to UV rays and atmospheric agents). The entire painting process of the aluminium fitting starts from components which have been sand-blasted in advance to make the surface more porous and increase the adherence of the paint. Ares effects alkaline and acid washing to clean the surfaces completely, then rinses with demineralised water to remove any residue particles, subsequently a chemical conversion treatment is done to protect against rusting. Protection rating: IP65. In compliance with EN60598-1 standards. Class of insulation: I. Installation: wiring through a M16x1,5 metal cable gland (4,5mm<ø<10mm cables). Outdoor use requires suitable flexible cables assuring the watertightness of the cable gland. CoB LED version is supplied with a 2-way terminal block for 3-conductor cables - IP68.

IP65  

Available Colors for this Version



MiniFranco / Adjustable - Asymmetric Optic



Product Code Details

163714

Light Source



CDM-Tm 20W PGJ5

Electronic ballast



Warnings

Projector



Floor installation



The fitting is equipped with 1 cable input



Wall fitting



Protection against impact. IK 07 - 02,00 joule

Pole Top



Installation on pole



Protection against impact. IK 07 - 02,00 joule



The fitting is equipped with 1 cable input

Light Flux, Placement



Accessories



Code: 221
Single bracket 180 mm
for pole Ø 102 mm (codes: 4140, 4145, 4150, 4155)



Code: 222
Double bracket 180 mm
for pole Ø 102 mm (codes: 4140, 4145, 4150, 4155)



Code: 223
Single bracket 500 mm
for pole Ø 102 mm (codes: 4140, 4145, 4150, 4155)



Code: 224
Double bracket 500 mm
for pole Ø 102 mm (codes: 4140, 4145, 4150, 4155)



Code: 225
Single bracket 180 mm
for pole Ø 60 mm (codes: 1005, 1009, 1105, 1109)



Code: 226
Double bracket 180 mm
for pole Ø 60 mm (codes: 1005, 1009, 1105, 1109)



Code: 227
Single bracket 500 mm
for pole Ø 60 mm (codes: 1005, 1009, 1105, 1109)



Code: 228
Double bracket 500 mm
for pole Ø 60 mm (codes: 1005, 1009, 1105, 1109)



Code: 229
Single bracket 180 mm
for pole Ø 76 mm (codes: 248, 249, 250, 251)



Code: 230
Double bracket 180 mm
for pole Ø 76 mm (codes: 248, 249, 250, 251)



Code: 231
Single bracket 500 mm
for pole Ø 76 mm (codes: 248, 249, 250, 251)



Code: 232
Double bracket 500 mm
for pole Ø 76 mm (codes: 248, 249, 250, 251)



Code: 243
Base plate and fixing bolts Ø 119 x H 160 mm



Code: 116
Base plate and pole fixing bolts
230 x 230 x H 200 mm



Code: 88
Wall bracket
620 mm



Code: 117
Ø60 - Pole with base
H 2000 mm



Code: 1005
Ø60 - Pole with base
H 500 mm




Code: 1009
Ø60 - Pole with base
H 900 mm




Code: 1105
Ø60 - In-Ground Pole (+300 mm Root)
H 500 (+300) mm




Code: 1109
Ø60 - In-Ground Pole (+300 mm Root)
H 900 (+300) mm




Code: 248
Pole with Base and Access Door
With Terminal Block 4x1,5-16mmq
ø76 mm
H 3500 mm
.6 grey
.3 anthracite



Code: 249
Pole with Base and Access Door
With Terminal Block 4x1,5-16mmq
ø76 mm
H 4500 mm
.6 grey
.3 anthracite




Code: 250
In-Ground Pole (+500 mm Root)
With Access Door With Terminal Block 4x1,5-16mmq
ø76 mm
H 3500 mm (+500 mm)
.6 grey
.3 anthracite



Code: 251
In-Ground Pole (+500 mm Root)
With Access Door With Terminal Block 4x1,5-16mmq
ø76 mm
H 4500 mm (+500 mm)
.6 grey
.3 anthracite




Code: 4140
Pole with Base and Access Door
With Terminal Block 4x1,5-16mmq
ø102mm
H 4000mm
.6 grey
.3 anthracite



Code: 4145
In-Ground Pole (+500 mm Root)
With Access Door With Terminal Block 4x1,5-16mmq
ø102mm
H 4000mm (+500 mm)
.6 grey
.3 anthracite



Code: 4150
Pole with Base and Access Door
With Terminal Block 4x1,5-16mmq
ø102mm
H 5000mm
.6 grey
.3 anthracite



Code: 4155
In-Ground Pole (+500 mm Root)
With Access Door With Terminal Block 4x1,5-16mmq
ø102mm
H 5000mm (+500 mm)
.6 grey
.3 anthracite



Code: 116
Base plate and pole fixing bolts
230 x 230 x H 200 mm