

# 160114

Product Sheet

## ares

THE OUTDOOR BY FLOS

ARES s.r.l - Socio Unico

v.le dell'Artigianato n.24 - 20881 Bernareggio - MB (Italy)

www.aresill.net - flos.outdoor@flos.com

## Mini Franco

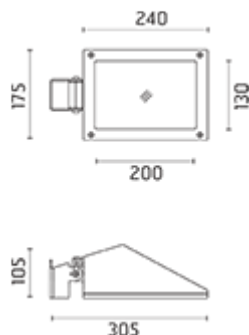

Luminaire for installation on wall or on pole. Configuration: die-cast aluminium structure, EN AB-47100 alloy (low copper content) and pure aluminium reflector. Glass diffuser: extra-clear. Double layer coating for high resistance to corrosion: the aluminium components are painted with a double coat using powders which are compliant with QUALICOAT standards: a first layer of epoxy powder (with excellent chemical and mechanical resistance) and a second finishing layer of polyester powder (resistant to UV rays and atmospheric agents). The entire painting process of the aluminium fitting starts from components which have been sand-blasted in advance to make the surface more porous and increase the adherence of the paint. Ares effects alkaline and acid washing to clean the surfaces completely, then rinses with demineralised water to remove any residue particles, subsequently a chemical conversion treatment is done to protect against rusting. Protection rating: IP65. In compliance with EN60598-1 standards. Class of insulation: I. Installation: wiring through a M16x1,5 metal cable gland (4,5mm<ø<10mm cables). Outdoor use requires suitable flexible cables assuring the watertightness of the cable gland. CoB LED version is supplied with a 2-way terminal block for 3-conductor cables - IP68.

IP65   

### Available Colors for this Version



### MiniFranco / Adjustable - Asymmetric Optic



### Product Code Details

# 160114

Light Source



QT 32 60W E27



### Warnings

#### Projector



Floor installation



The fitting is equipped with 1 cable input



Wall fitting



Protection against impact. IK 07 - 02,00 joule

#### Pole Top



Installation on pole



Protection against impact. IK 07 - 02,00 joule



The fitting is equipped with 1 cable input

### Light Flux, Placement



## Accessories



Code: 221  
Single bracket 180 mm  
for pole Ø 102 mm (codes: 4140, 4145, 4150, 4155)



Code: 222  
Double bracket 180 mm  
for pole Ø 102 mm (codes: 4140, 4145, 4150, 4155)



Code: 223  
Single bracket 500 mm  
for pole Ø 102 mm (codes: 4140, 4145, 4150, 4155)



Code: 224  
Double bracket 500 mm  
for pole Ø 102 mm (codes: 4140, 4145, 4150, 4155)



Code: 225  
Single bracket 180 mm  
for pole Ø 60 mm (codes: 1005, 1009, 1105, 1109)



Code: 226  
Double bracket 180 mm  
for pole Ø 60 mm (codes: 1005, 1009, 1105, 1109)



Code: 227  
Single bracket 500 mm  
for pole Ø 60 mm (codes: 1005, 1009, 1105, 1109)



Code: 228  
Double bracket 500 mm  
for pole Ø 60 mm (codes: 1005, 1009, 1105, 1109)



Code: 229  
Single bracket 180 mm  
for pole Ø 76 mm (codes: 248, 249, 250, 251)



Code: 230  
Double bracket 180 mm  
for pole Ø 76 mm (codes: 248, 249, 250, 251)



Code: 231  
Single bracket 500 mm  
for pole Ø 76 mm (codes: 248, 249, 250, 251)



Code: 232  
Double bracket 500 mm  
for pole Ø 76 mm (codes: 248, 249, 250, 251)



Code: 243  
Base plate and fixing bolts Ø 119 x H 160 mm



Code: 116  
Base plate and pole fixing bolts  
230 x 230 x H 200 mm



Code: 88  
Wall bracket  
620 mm



Code: 117  
Ø60 - Pole with base  
H 2000 mm



Code: 1005  
Ø60 - Pole with base  
H 500 mm




Code: 1009  
Ø60 - Pole with base  
H 900 mm




Code: 1105  
Ø60 - In-Ground Pole (+300 mm Root)  
H 500 (+300) mm




Code: 1109  
Ø60 - In-Ground Pole (+300 mm Root)  
H 900 (+300) mm




Code: 248  
Pole with Base and Access Door  
With Terminal Block 4x1,5-16mmq  
ø76 mm  
H 3500 mm  
.6 grey  
.3 anthracite



Code: 249  
Pole with Base and Access Door  
With Terminal Block 4x1,5-16mmq  
ø76 mm  
H 4500 mm  
.6 grey  
.3 anthracite




Code: 250  
In-Ground Pole (+500 mm Root)  
With Access Door With Terminal Block 4x1,5-16mmq  
ø76 mm  
H 3500 mm (+500 mm)  
.6 grey  
.3 anthracite



Code: 251  
In-Ground Pole (+500 mm Root)  
With Access Door With Terminal Block 4x1,5-16mmq  
ø76 mm  
H 4500 mm (+500 mm)  
.6 grey  
.3 anthracite




Code: 4140  
Pole with Base and Access Door  
With Terminal Block 4x1,5-16mmq  
ø102mm  
H 4000mm  
.6 grey  
.3 anthracite



Code: 4145  
In-Ground Pole (+500 mm Root)  
With Access Door With Terminal Block 4x1,5-16mmq  
ø102mm  
H 4000mm (+500 mm)  
.6 grey  
.3 anthracite



Code: 4150  
Pole with Base and Access Door  
With Terminal Block 4x1,5-16mmq  
ø102mm  
H 5000mm  
.6 grey  
.3 anthracite



Code: 4155  
In-Ground Pole (+500 mm Root)  
With Access Door With Terminal Block 4x1,5-16mmq  
ø102mm  
H 5000mm (+500 mm)  
.6 grey  
.3 anthracite



Code: 116  
Base plate and pole fixing bolts  
230 x 230 x H 200 mm