

# 539065

Product Sheet

# ares

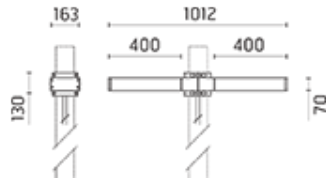
THE OUTDOOR BY FLOS

ARES s.r.l - Socio Unico  
v.le dell'Artigianato n.24 - 20881 Bernareggio - MB (Italy)  
www.aresill.net - flos.outdoor@flos.com

## Dooku

Projector for installation on wall or on pole (Ø76mm or Ø102mm). Configuration: extruded aluminium structure with diecast closing ends, EN AB-47100 alloy (low copper content). Glass diffuser: extra-clear with silk-screen border, fixed to the aluminium through a robotic gluing system. Double layer coating for high resistance to corrosion: the aluminium components are painted with a double coat using powders which are compliant with QUALICOAT standards: a first layer of epoxy powder (with excellent chemical and mechanical resistance) and a second finishing layer of polyester powder (resistant to UV rays and atmospheric agents). The entire painting process of the aluminium fitting starts from components which have been sand-blasted in advance to make the surface more porous and increase the adherence of the paint. Ares effects alkaline and acid washing to clean the surfaces completely, then rinses with demineralised water to remove any residue particles, subsequently a chemical conversion treatment is done to protect against rusting. Protection rating: IP65. In compliance with EN60598-1 standards. Class of insulation: I. Installation: the luminaire is equipped with 400mm cable and a 2-way terminal block for 3-conductor cables - IP68.

Dooku400 Power LED / Pole Ø 102mm -  
Double Top Pole - Wide Beam 120° (Wide  
Spaces - Public Areas - Parking Areas)



IP65   

### Available Colors for this Version



6. grey



3. anthracite

### Warnings

#### Pole Top



Installation on pole



Pre-wired with approx  
1000mm of cable.



Protection against impact.  
IK 09 - 10,00 joule

### Light Flux, Placement



### Product Code Details

# 539065

Light Source



NATURAL WHITE 4000K POWER LEDs 2x33,6W/220÷240V

Total power 2x39W


LED lm 2x4262 ÷ OUTPUT lm 2x3374

CRI >80


Integral electronic power supply




## Accessories



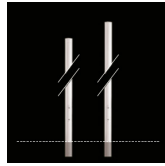
Code: 248  
Pole with Base and Access Door  
With Terminal Block 4x1,5-16mmq  
ø76 mm  
H 3500 mm  
.6 grey  
.3 anthracite




Code: 249  
Pole with Base and Access Door  
With Terminal Block 4x1,5-16mmq  
ø76 mm  
H 4500 mm  
.6 grey  
.3 anthracite




Code: 250  
In-Ground Pole (+500 mm Root)  
With Access Door With Terminal Block 4x1,5-16mmq  
ø76 mm  
H 3500 mm (+500 mm)  
.6 grey  
.3 anthracite




Code: 251  
In-Ground Pole (+500 mm Root)  
With Access Door With Terminal Block 4x1,5-16mmq  
ø76 mm  
H 4500 mm (+500 mm)  
.6 grey  
.3 anthracite



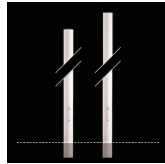
Code: 4140  
Pole with Base and Access Door  
With Terminal Block 4x1,5-16mmq  
ø102mm  
H 4000mm  
.6 grey  
.3 anthracite



Code: 4150  
Pole with Base and Access Door  
With Terminal Block 4x1,5-16mmq  
ø102mm  
H 5000mm  
.6 grey  
.3 anthracite




Code: 4145  
In-Ground Pole (+500 mm Root)  
With Access Door With Terminal Block 4x1,5-16mmq  
ø102mm  
H 4000mm (+500 mm)  
.6 grey  
.3 anthracite



Code: 4155  
In-Ground Pole (+500 mm Root)  
With Access Door With Terminal Block 4x1,5-16mmq  
ø102mm  
H 5000mm (+500 mm)  
.6 grey  
.3 anthracite



Code: 116  
Base plate and pole fixing bolts  
230 x 230 x H 200 mm



Code: 237  
SPD: (Surge Protection Device) 275Vac  
Maximum discharge current 10KA (8/20µs)  
Maximum operating current 5A  
Suitable for series connection - IP66