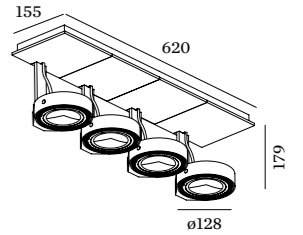
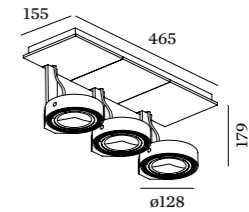
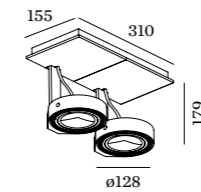
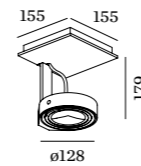




PLUXO

CEILING SURFACE



1.0 LED111

LED 10W | 220-240VAC | 50-60Hz
AC-COB 3-step | phase-cut dim
aluminium powder coated

0.93kg IP20 3-0.3-D P A 38°

45°/45° 45°/45°

CODE	
	143168W
	143168S
	143168B

Light Colour Selection

LUMEN	CRI	CODE
2700K	710 >80	2
3000K	730 >80	4

2.0 LED111

2xLED 10W | 220-240VAC | 50-60Hz
AC-COB 3-step | phase-cut dim
aluminium powder coated

1.86kg IP20 3-0.3-D P A 38°

45°/45° 45°/45°

CODE	
	143268W
	143268S
	143268B

Light Colour Selection

LUMEN	CRI	CODE
2700K	2x710 >80	2
3000K	2x730 >80	4

3.0 LED111

3xLED 10W | 220-240VAC | 50-60Hz
AC-COB 3-step | phase-cut dim
aluminium powder coated

2.79kg IP20 3-0.3-D P A 38°

45°/45° 45°/45°

CODE	
	143368W
	143368S
	143368B

Light Colour Selection

LUMEN	CRI	CODE
2700K	3x710 >80	2
3000K	3x730 >80	4

4.0 LED111

4xLED 10W | 220-240VAC | 50-60Hz
AC-COB 3-step | phase-cut dim
aluminium powder coated

3.72kg IP20 3-0.3-D P A 38°

45°/45° 45°/45°

CODE	
	143468W
	143468S
	143468B

Light Colour Selection

LUMEN	CRI	CODE
2700K	4x710 >80	2
3000K	4x730 >80	4