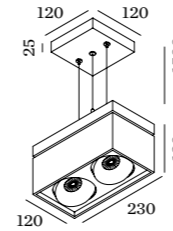




SIRRO
CEILING SUSPENDED



2.0 LED

2xLED 10W | 220-240VAC
50-60Hz | COB 3-step
incl. PS | phase-cut dim
aluminium powder coated
brushed

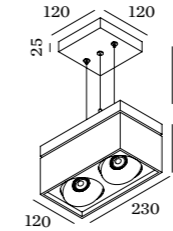
1.60kg IP20 35°/35° 355°

35°/35° 355°

	CODE
	139664W
	139664E
	139664F
	139664B

Light Colour Selection

	LUMEN	CRI	CODE
2700K	2x590	>90	3
3000K	2x640	>90	5
1800-2850K	2x440	>90	9



2.0 PAR16

2xPAR16 max.35W | GU10
220-240VAC | 50-60Hz
aluminium powder coated
brushed

1.52kg IP20 35°/35° 355°

35°/35° 355°

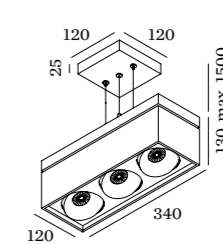
	CODE
	139620W0
	139620E0
	139620F0
	139620B0

OPTIONAL

PAR16 LED GU10 6W
phase-cut dim

	CODE
2700K	901228W2
3000K	901228W4
1800-2850K	901229S9

more lamps and specs on page 471



3.0 LED

3xLED 10W | 220-240VAC
50-60Hz | COB 3-step
incl. PS | phase-cut dim
aluminium powder coated
brushed

2.30kg IP20 35°/35° 355°

35°/35° 355°

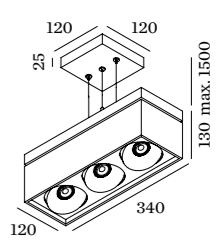
	CODE
	139764W
	139764E
	139764F
	139764B

Light Colour Selection

	LUMEN	CRI	CODE
2700K	3x590	>90	3
3000K	3x640	>90	5
1800-2850K	3x440	>90	9

	CODE
2700K	901228W2
3000K	901228W4
1800-2850K	901229S9

more lamps and specs on page 471



3.0 PAR16

3xPAR16 max.35W | GU10
220-240VAC | 50-60Hz
aluminium powder coated
brushed

2.24kg IP20 35°/35° 355°

35°/35° 355°

	CODE
	139720W0
	139720E0
	139720F0
	139720B0

OPTIONAL

PAR16 LED GU10 6W
phase-cut dim

	CODE
2700K	901228W2
3000K	901228W4
1800-2850K	901229S9

more lamps and specs on page 471