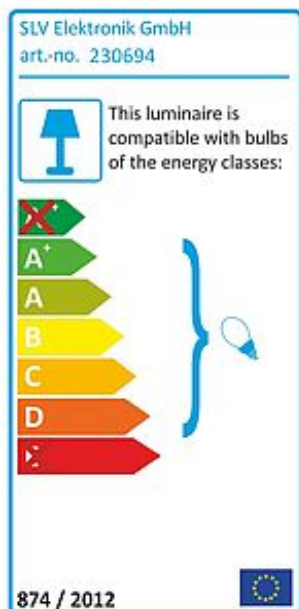
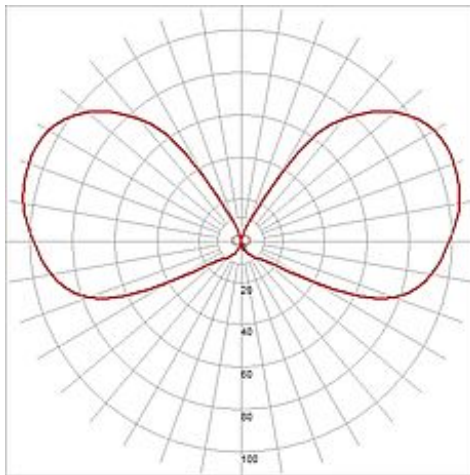


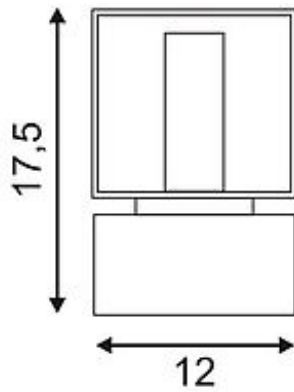


## SQUARE TURN FLOOR

square, silvergrey, G9, max. 42W



|                              |   |
|------------------------------|---|
| Article number               | 230694  |
| Type of lamp                 | Conventional lamp   |
| Lamp                         | G9 230V max. 42W  |
| Lampholder / Socket          | G9  |
| Number of light sources      | 1   |
| Lamp included                | No  |
| Rotation range               | 360 Degree  |
| Length                       | 17.5 cm   |
| Width                        | 12 cm   |
| Height                       | 12 cm   |
| Net weight                   | 1.321 kg  |
| Gross weight                 | 1.379 kg  |
| Voltage                      | 230 Volt  |
| Max. wattage                 | 42 Watt   |
| Protection class             | I   |
| Material                     | aluminium / glass   |
| Colour                       | silvergrey  |
| Way of mounting              | surface floor mounting  |
| Remark 1                     | Maximum measures energy saver (Ø / L): 3,5 / 8 cm                                   |
| Remark 2                     | Maximum cable diameter 7 - 12 mm  |
| Remark 3                     | Energy labels in your language are available in the Service Area sub point Download |
| Suitable for lamps from EEC  | D   |
| Suitable for lamps up to EEC | A+  |
| Light distribution type 1    | direct-indirect   |
| Light distribution type 3    | axisymmetric  |



Aluminium-made, cubical ground-mounted luminaire. The satined, self-supporting protective glass is placed within the adjustable lamp head and surrounded by its housing. Rated IP44, it is suitable for outdoor use. The installation can be extended by appropriate wall luminaires of the series. This luminaire is compatible with bulbs of the energy classes: D - A+