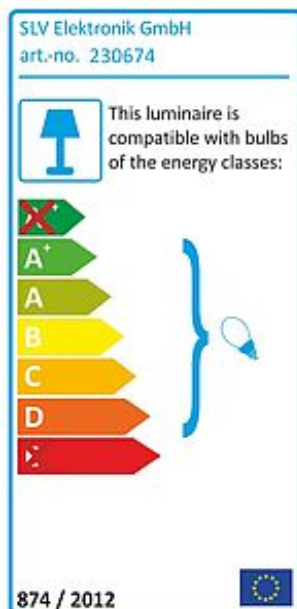
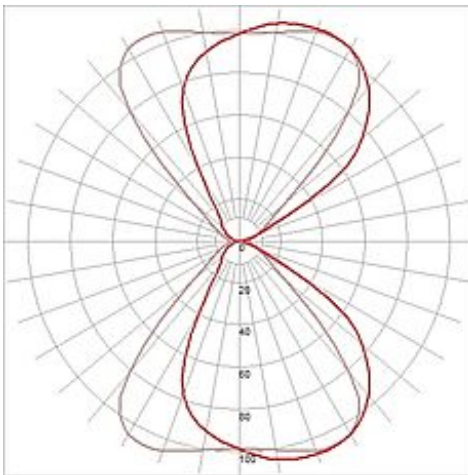

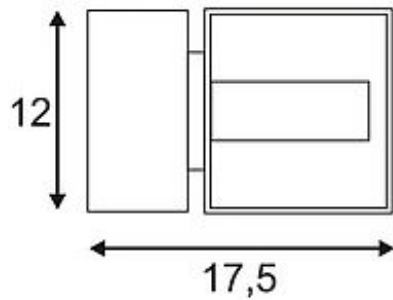


SQUARE TURN G9 wall lamp

silvergrey, max. 42W



Article number	230674
Catalogue	BIG WHITE 2015, Page 611
Type of lamp	Conventional lamp
Lamp	G9 230V max. 42W
Lampholder / Socket	G9
Number of light sources	1
Lamp included	No
Rotation range	360 Degree
Length	17.5 cm
Width	12 cm
Height	12 cm
Net weight	1.235 kg
Gross weight	1.613 kg
Voltage	230 Volt
Max. wattage	42 Watt
Protection class	I
Material	aluminium / glass
Colour	silvergrey
Way of mounting	surface wall mounting
Remark 1	Maximum measures energy saver (Ø / L): 3,5 / 8 cm
Remark 2	Energy labels in your language are available in the Service Area sub point Download
Suitable for lamps from EEC	D
Suitable for lamps up to EEC	A+
Light distribution type 1	direct-indirect
Light distribution type 3	axisymmetric



Aluminium-made, cubical wall luminaire. The satined, self-supporting protective glass is placed within the adjustable lamp head and surrounded by its housing. Rated IP44, it is suitable for outdoor use. The electrical connection is made directly to 230V mains supply. The installation can be extended by appropriate ground-mounted luminaires of the series. This luminaire is compatible with bulbs of the energy classes: D - A+