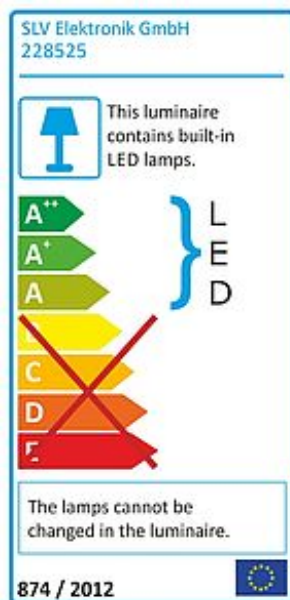
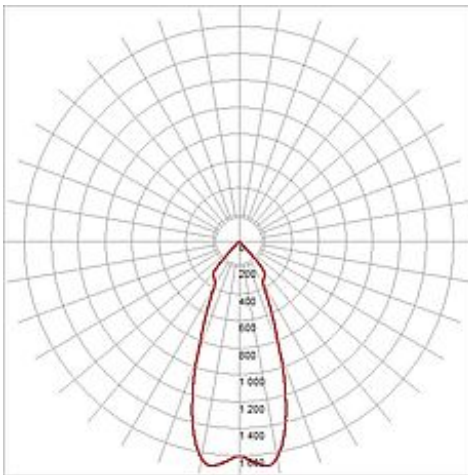


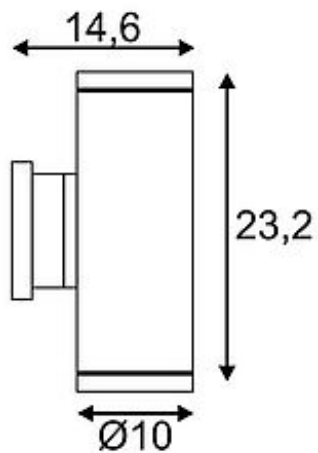


ENOLA_C OUT UP-DOWN wall lamp

round, anthracite, 9W LED, 3000K



| | |
|------------------------------|---|
| Article number | 228525 |
| Catalogue | BIG WHITE 2015, Page 585 |
| Type of lamp | LED lamp |
| Lamp | planar LED 9W |
| Number of light sources | 2 |
| Lamp included | Yes |
| Height | 23.2 cm |
| Depth | 14.5 cm |
| Diameter | 10 cm |
| Net weight | 1.512 kg |
| Gross weight | 1.225 kg |
| Voltage | 230 Volt |
| Max. wattage | 22.3 Watt |
| Protection class | I |
| Beam angle | 35 Degree |
| Material | aluminium |
| Colour | anthracite |
| Way of mounting | surface wall mounting |
| Remark 1 | LED driver 350 mA included |
| Remark 2 | Energy labels in your language are available in the Service Area sub point Download |
| Average lifespan | 40000 Hours |
| Colour temperature | 3000 Kelvin |
| Colour rendering index | 80 |
| Luminous flux | 750 lm |
| Suitable for lamps from EEC | A |
| Suitable for lamps up to EEC | A++ |
| Light distribution type 1 | direct-indirect |
| Light distribution type 3 | rotationally symmetric |



The puristic wall mounted up/down luminaire ENOLA_C OUT WL consists of a cylindrical aluminum construction and is equipped with two high-performance COB LED with warm white light colour. By the incorporated LED driver, the electrical connection of the luminaire available in white and anthracite is made directly to 230V mains supply. This luminaire contains built-in LED lamps. EEK: A - A++. The lamps cannot be changed in the luminaire.