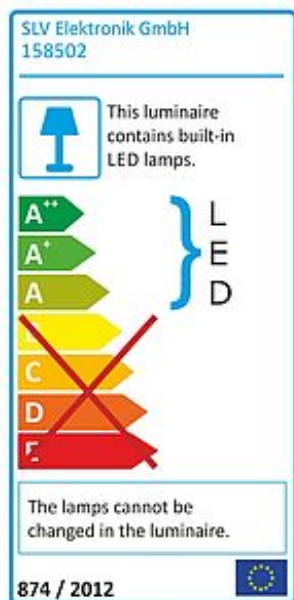
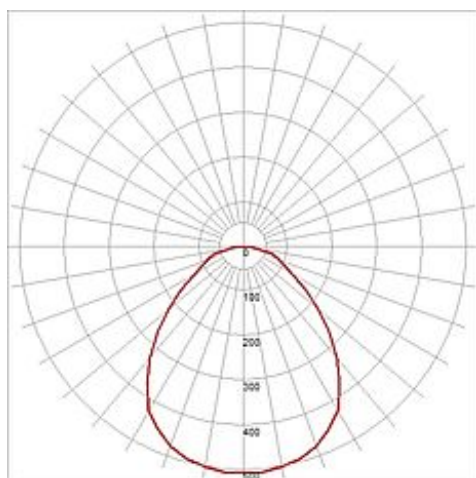
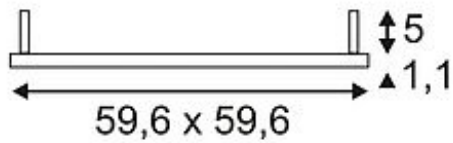


LED PANEL recessed or surface mounting

CL 136, alu anodized , 50W, 3000K, 595x595mm



Article number	158502
Catalogue	BIG WHITE 2015, Page 297
Type of lamp	LED lamp
Lamp	SMD LED
Number of light sources	96
Lamp included	Yes
Installation length	60 cm
Installation width	60 cm
Installation depth	5 cm
Length	59.6 cm
Width	59.6 cm
Height	3.2 cm
Net weight	4.542 kg
Gross weight	2.798 kg
Voltage	24 Volt
Max. wattage	39.6 Watt
Protection class	III
Beam angle	120 Degree
Material	aluminium / acrylic
Colour	aluminium
Way of mounting	recessed ceiling mounting / surface ceiling mounting
Remark 1	For operation a 24V LED power supply is required (470506)
Remark 2	For grid ceilings measuring 62 cm x 62 cm use grid ceiling adapter 158110
Remark 3	Four spacer length 5 cm included
Remark 4	Energy labels in your language are available in the Service Area sub point Download
Average lifespan	20000 Hours
Colour temperature	3000 Kelvin
Colour rendering index	80
Luminous flux	2420 lm



Suitable for lamps from EEC	A
Suitable for lamps up to EEC	A++
Light distribution type 1	direct
Light distribution type 3	axisymmetric

With LED PANEL CL 136, available in warm or pure white light colour, we offer a modern and space-saving solution for an efficient art of illumination. Designed for ceiling grids with 60 x 60 cm size, LED PANEL CL 136 is supplied ready for installation. For grid ceilings 62 x 62 cm size, we offer a suitable adapter. The spacers supplied ensure simplified mounting to ceilings. With a total power of about 50W and a luminous flux of about 2500 lumens it reaches more than just a pleasant, uniform and glare-free illumination. To operate LED PANEL CL 136, the connection to a suitable LED power supply providing 24V DC is necessary. This luminaire contains built-in LED lamps. EEK: A - A++. The lamps cannot be changed in the luminaire.