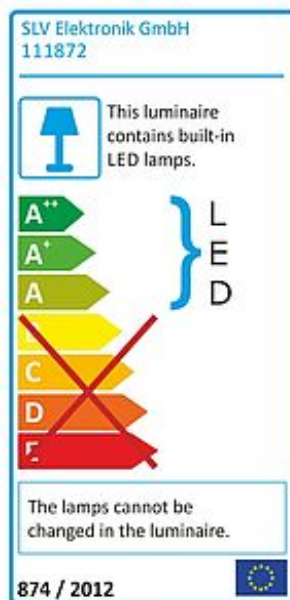
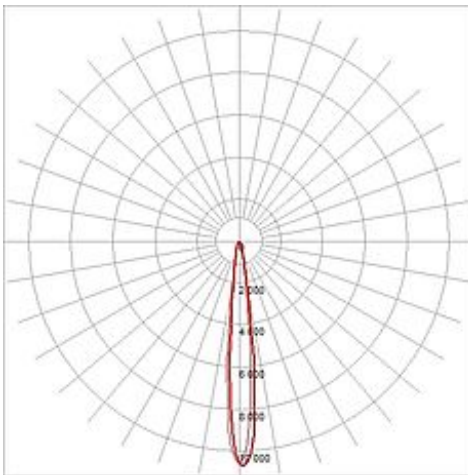


LELEX 1 downlight

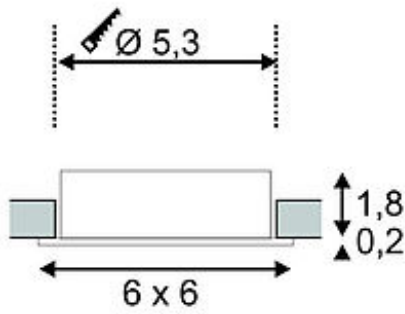
square alu-brushed, warmwhite LED



Article number	111872
Catalogue	BIG WHITE 2015, Page 437
Type of lamp	LED lamp
Lamp	Power LED 1W
Number of light sources	1
Lamp included	Yes
Installation diameter	5.3 cm
Installation depth	3.5 cm
Tilt range	60 Degree
Length	6 cm
Width	6 cm
Height	2 cm
Net weight	0.098 kg
Gross weight	0.024 kg
Max. wattage	1 Watt
Protection class	III
Beam angle	25 Degree
Material	aluminium
Colour	aluminium brushed
Way of mounting	recessed ceiling mounting
Remark 1	30 cm connection lead included
Remark 2	Operate with suitable 350 mA drivers only
Remark 3	Energy labels in your language are available in the Service Area sub point Download
Colour temperature	3000 Kelvin
Colour rendering index	>80
Luminous flux	110 lm
Suitable for lamps from EEC	A
Suitable for lamps up to EEC	A++
Light distribution type 1	direct

Light distribution
type 3

rotationally symmetric



LELEX 1 offers a low installation depth and is therefore ideal for use in cabinets and other furnitures. Three long lasting LED diodes with an output of 1W each provide the necessary light intensity and are available in either pure or warmwhite light colour. To operate the downlight a suitable constant current driver providing 350mA is required. This luminaire contains built-in LED lamps. EEK: A - A++. The lamps cannot be changed in the luminaire.