

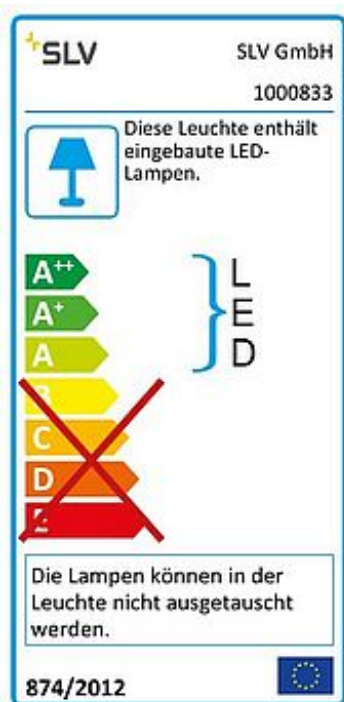




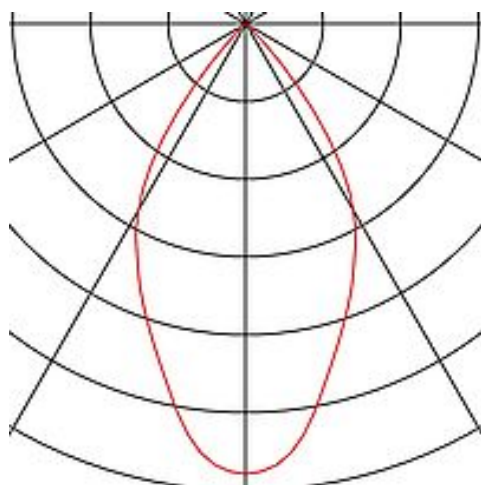
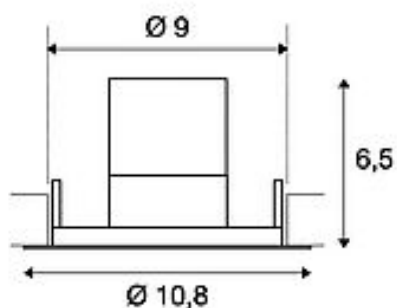
KINI

outdoor recessed ceiling light, LED, 3000K, white, 60°, IP65

Article number	1000833
Feed-in capability	No
Lamp included	No
Installation diameter	9 cm
Installation depth	8.5 cm
Tilt range	30 Degree
Height	6.5 cm
Diameter	10.8 cm
Net weight	0.375 kg
Gross weight	0.463 kg
Voltage	220-240V ~50/60Hz sec. 260mA
Protection class	II
IP-rating	IP 65
Beam angle	60 Degree
Average lifespan	30000 Hours
Colour temperature	3000 Kelvin
Colour rendering index	80
Luminous flux	850 lm
Energy efficiency class	A++
Way of mounting	Recessed mounted / Ceiling recessed
Colour	white
Form	round
Light distribution type 1	direct
Light distribution type 2	rotational symmetric
Material	Aluminium/plastic PC



The dimmable KINI recessed ceiling light impresses with its simple appearance. Rated IP65 it can be used outdoors or in damp areas. It is available in white with a round shape. Equipped with a powerful, warm white LED in a swivelling mount, and the LED driver included in the scope of supply, the set can be used in any lighting situation. The electrical connection is made directly to the 230V mains supply.



Notes
