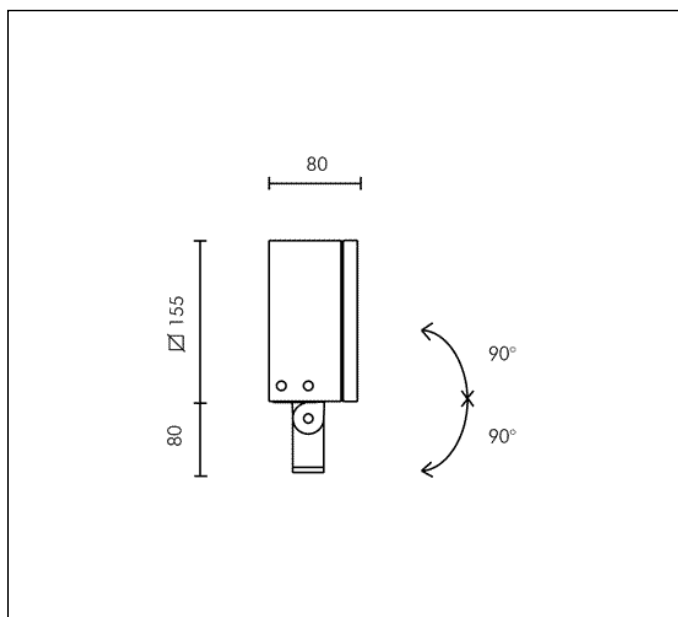


TECHNICAL DATA SHEET ART. S.6643 - LOFT SPOT SLIM

Available until 31/12/2017 but subject to stock levels



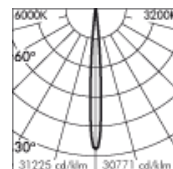
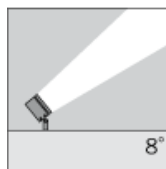
5 MODULES LED 6000K 230V 1555lm 15.8W CRI 75

Rated luminaire luminous flux: 1282lm

Rated input power: 17.7W

Luminaire efficacy: 72lm/W

Electronic ballast 220÷240V 0/50/60Hz



h(m)	8° Ø(m)	6000K E(lx)	3200K E(lx)
2	0.29	10007	8556
4	0.59	2502	2139
6	0.88	1112	951
8	1.17	625	535
10	1.47	400	342

CE IP 65

A A+ A++

Fixture available with integral DALI driver on request with surcharge.

PRODUCT TYPE

Projector. IP rating IP 65

MATERIAL CHARACTERISTICS

Aluminium die cast housing in EN AB-47100 (low copper content) with high resistance against corrosion. Stone wash surface treatment prior to painting process. A4 grade Stainless Steel screws with 2,5-3% molybdenum content which increases the resistance against corrosion. Silicone gaskets. Painting Process : 3 Step Process

1) Surface treatment with BONDERITE. A heavy metal free chemical surface treatment containing ceramic nano particles giving a cohesive, inorganic and highly dense protective coating. 2) PRE POLYMERIZATION a process of introducing an epoxy primer with excellent characteristics to the paint which also offers very high resistance to oxidation due to its Zinc content. 3) POLYMERIZATION a process with the application of polyester powder with high resistance against UV rays and harsh weather conditions. Resistance test protection for Marine applications for 1200h. Mechanical resistance IK 06

LIGHTING PERFORMANCE

Reflector in 99.98% pure anodized aluminium (with HIT lamp version) . Clear toughened glass. LOR --

INSTALLATION AND MAINTENANCE

The tempered front glass diffuser is fixed externally to the fitting through silicon resin, perfectly flush with the front ring. Water and dirt deposits that can disturb the lighting performance of the projector can easily flow away. The pre-wired connecting wall plaque and its fast connector make the installation and maintenance process quick, easy and safe.

WIRING

Single cable entry . Isolation: CLASS I . Available colours: White (cod.01), Aluminium grey (cod.14). Weight: 2 Kg Glow Wire test: --

L.E.D circuit included.

LOFT REGISTERED DESIGN

This luminaire contains built-in LED modules with energy class: A, A+, A++. In case of damage or malfunction please contact the manufacturer to receive additional instructions on how to replace and relative spare parts to order. The LED modules cannot be handled in the luminaire by the end user (Regulation UE 874/2012).

LED circuit boards are engineered accordingly to actual Lumen Maintenance regulation (LM80) and Technical Memorandum (TM21) where uniformity and quality of light is 50.000 hours referred to L70 B20 Ta 25°C.

Lifecycle refers to LED circuit boards only, all others components of the luminaire are excluded.

EMERGENCY VERSIONS

The fittings operates both on AC (50/60Hz) and DC (0Hz) voltage.

TECHNICAL DATA SHEET ART. S.6643 - LOFT SPOT SLIM ACCESSORIES



S.1004 STAKE

In POLYPROPYLENE. Colour: black (code .09). The 100 mm upper part must stay above ground level, according to the norm.

Further information

FIXING BASE

