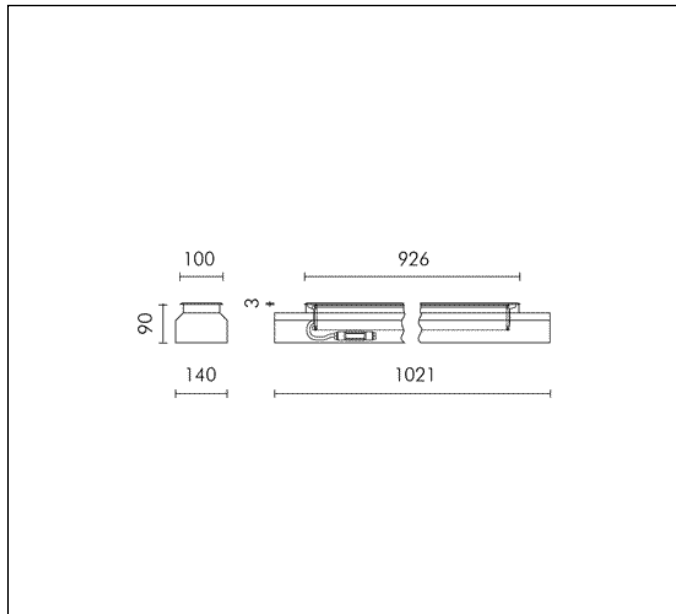

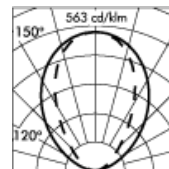
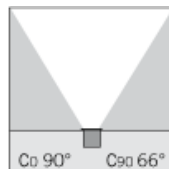


## TECHNICAL DATA SHEET ART. S.5931SC.19 - LINEAR LED

Version is available on request



MODULES LED RGB 24V PWM  
 Rated luminaire luminous flux: 44lm  
 Rated input power: 30W  
 Luminaire efficacy: 1lm/W  
 Without transformer



h(m)	E(k)	0	0.3	0.6	0.9
2.5	0	0	0	0	0
2.0	0	0	0	0	0
1.5	1	1	1	1	1
1.0	2	2	1	1	1
0.5	6	5	3	1	1

0.05 m



### PRODUCT TYPE

Inground walk over fitting. Recessing depth 89 mm. IP rating IP 67

### MATERIAL CHARACTERISTICS

"Copper Free" Aluminium die cast housing in EN AB-44100 with high resistance against corrosion. Stone wash surface treatment prior to painting process. 3 mm thick front trim in Stainless Steel - Grade AISI 316L with 2,5 -3% molybdenum content, with high resistance against corrosion. A4 grade Stainless Steel screws with 2,5-3% molybdenum content which increases the resistance against corrosion. Pre treated Silicone Gaskets. Painting Process : 3 Step Process

1) Surface treatment with BONDERITE. A heavy metal free chemical surface treatment containing ceramic nano particles giving a cohesive, inorganic and highly dense protective coating. 2) PRE POLYMERIZATION a process of introducing an epoxy primer with excellent characteristics to the paint which also offers very high resistance to oxidation due to its Zinc content. 3) POLYMERIZATION a process with the application of polyester powder with high resistance against UV rays and harsh weather conditions. Resistance test protection for Marine applications for 1200h. Mechanical resistance IK 09 Maximum load capacity 500 Kg

### LIGHTING PERFORMANCE

The spectral distribution of the light is intended to change the appearance of the scene or object lit. Not intended for use in other applications. acid-etched Toughened glass 10mm thick. Lamp fixed position. LOR -- Compact electronic ballast to guarantee better lamp stability, lifetime and reduced energy consumption.

### LOW SURFACE TEMPERATURE

Surface temperature of glass 50°C (Ta 25°C). Electronic Ballast generating less heat. Specific layout of internal components allow for better heat dissipation therefore limiting the temperature generated inside the fitting.

### RECESSING BOX

Recessing box in stainless steel grade AISI 316L with cable entry on all 4 sides also allows: 1) Easy wiring; 2) Cable management for IP68 fast connector; 3) Easy access to the fitting for maintenance purposes.

### WIRING

Supply cable section 0.5m type H07RN-F secured by cable gland PG 13.5 (Ø 6÷12 mm) and sealed with B component epoxy resin, wired internally protected by silicon sheaths. Fast connector M20 (Ø 5÷14 mm) IP68 supplied as standard for single cable connection . Connector housed inside the recessing box . The device is complete with 240V±24V power supply, controllable and programmable according to DMX RGB standards. Lateral re-lamping without removing the diffusor. Isolation: CLASS III . Available colours: Stainless steel (cod.19). Weight: 15.5 Kg Glow Wire test: 750°C  
**L.E.D circuit included.**

**This luminaire contains built-in LED modules with energy class: A, A+, A++. In case of damage or malfunction please contact the manufacturer to receive additional instructions on how to replace and relative spare parts to order. The LED modules cannot be handled in the luminaire by the end user (Regulation UE 874/2012).**

**LED circuit boards are engineered accordingly to actual Lumen Maintenance regulation (LM80) and Technical Memorandum (TM21) where uniformity and quality of light is 50.000 hours referred to L70 B20 Ta 25°C.**

**Lifecycle refers to LED circuit boards only, all others components of the luminaire are excluded.**

## TECHNICAL DATA SHEET ART. S.5931SC.19 - LINEAR LED INCLUDED ACCESSOIRES



FAST CONNECTOR INCLUDED

### ACCESSORIES



**S.3413**  
**REMOTE RGBW PWM POWER SUPPLY 100W IP55**  
**100W 240V/24V PWM**  
IP55 box with 100W power supply 240V/24V PWM controlled by DMX protocol.  
The Total power of all connected luminaires may not be higher than the power of the driver.  
Dimensions 260mm x260mm x100mm



**S.3493**  
**DMX CONTROLLER SET**  
This DMX system includes a controller (A) and a control unit (B).  
The controller has a wall fixed base wired to the control unit.  
With the controller (A) simple sceneries can be programmed and managed.  
The control unit (B) memorizes and runs the light sceneries generated by the controller (A) through a DMX signal. Moreover it can memorize complex light sceneries created with a computer using a professional DMX software.  
IP20



**S.3494**  
**REMOTE CONTROL UNIT**  
It allows the wireless connection via radio waves between the controller (A) and the control unit (B).  
Hence the controller (A) becomes portable.  
IP20



**CAS5930**